



Traction Unit
Groundsmaster® 455D
Model No. 30455TS—210000001 and Up

Parts Catalog

Ordering Replacement Parts

To order replacement parts, please supply: the part number, the quantity, and the description of each part desired.

Understanding Reference Numbers

Each identified part in an illustration has a reference number. The reference number for a part also appears in the parts list, along with other information about the part.

This catalog uses two special reference number formats, one to indicate parts in a service assembly and another to indicate the quantity of a given part in an illustration.

Service Assembly Reference Numbers

Parts in service assemblies have reference numbers in the form **a:b**. The **a** represents the reference number of the entire service assembly and the **b** represents a sequential number unique to each part within the service assembly.

For example, a wheel assembly might be identified by reference number **6**, the tire by **6:1**, the valve by **6:2**, and the wheel by **6:3**. When you order the assembly identified by reference number **6**, you receive all parts identified by reference numbers **6:1**, **6:2**, and **6:3**. However, you may also order any part individually.

Reference numbers of this type appear in illustrations and in part lists.

Reference Numbers Indicating Quantity

In an illustration, if a reference number indicates more than one part, the reference number has the form **nX y**. The **n** represents the quantity of the part, the **X** is the multiplication symbol, and the **y** represents the reference number.

For example, in an illustration, the reference number **2X 37** means that two of the parts identified by reference number **37** are indicated.

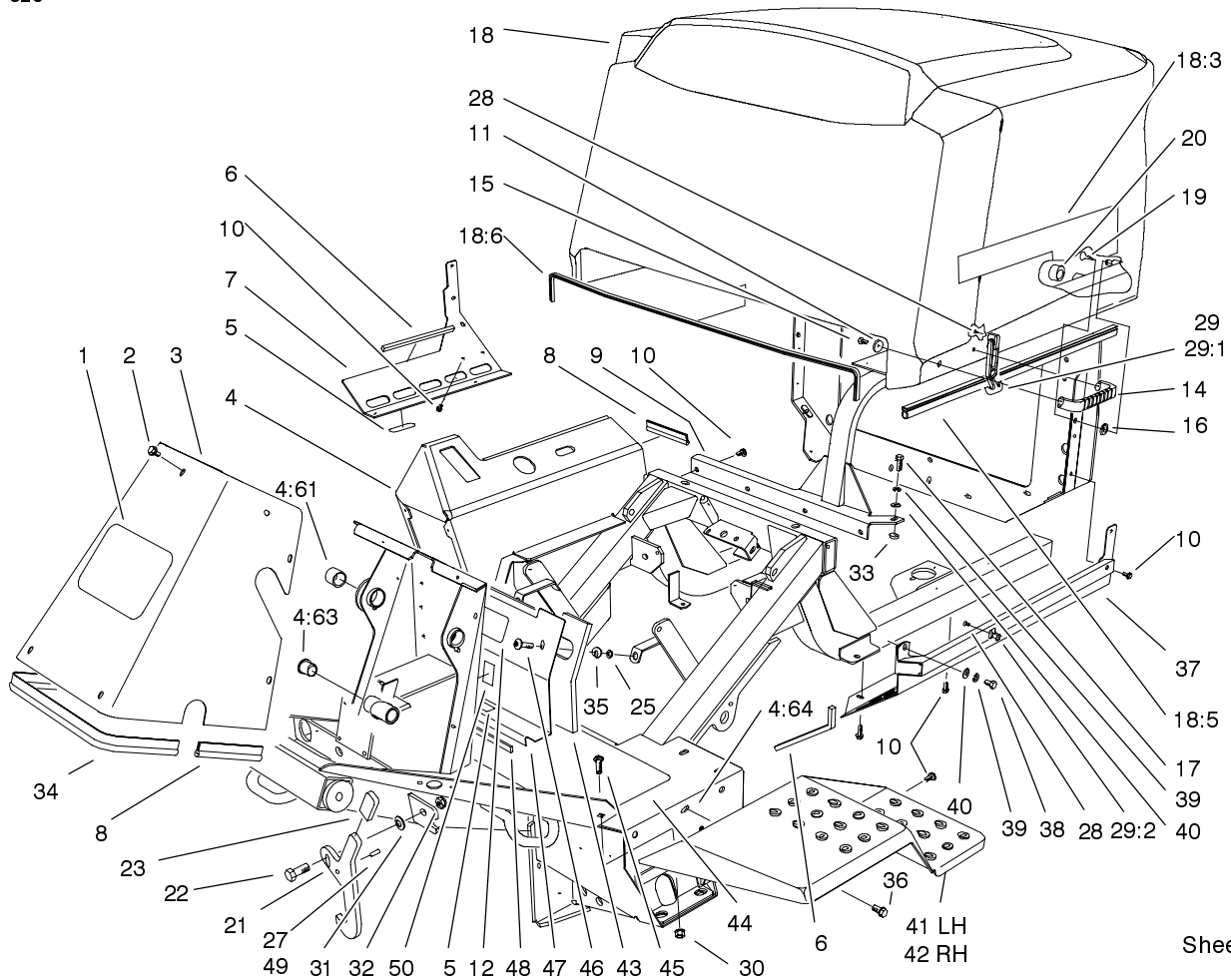
Contents

Description	Page	Description	Page
Frame and Body Assembly	4	Rear Axle Assembly-4WD	44
Front Transaxle Installation Assembly	6	Bi-Directional Clutch Assembly No. 99-7500 ..	46
Transaxle Assembly No. 99-7566	8	Hydraulic Motor Assembly No. 99-7502	47
Hydraulic Motor No. 92-2556-01	9	Hydraulic Cylinder Assembly No. 98-3806	48
Front Axle Assembly	10	Hydraulic Schematic (Model No. 30455TS) ...	49
Brake Linkage Assembly	11	Rear Axle Assembly No. 95-7500	
Traction and Brake Pedals Assembly	12	Bevel Pinion Shaft Assembly	50
Steering Tower Assembly	13	Rear Axle Assembly No. 95-7500 (Continued)	
Power Steering Valve Assembly No. 92-9729 .	15	Differential Assembly	51
Seat Plate Assembly	16	Rear Axle Assembly No. 95-7500 (Continued)	
Seat and R.O.P.S. Installation Assembly	17	Axle Support Assembly	52
Mini Suspension Assembly No. 76-1970	18	Rear Axle Assembly No. 95-7500 (Continued)	
Control Console Assembly	19	Bevel Gear Case Assembly	53
Gage Panel Assembly	20	Rear Axle Assembly No. 95-7500 (Continued)	
Lift Valve Installation Assembly	21	Bevel Gear Shaft Assembly	54
Lift Valve Assembly No. 92-7762	22	Rear Axle Assembly No. 95-7500 (Continued)	
Cylinder and Lift Arm Assembly	23	Axle Case Assembly	55
Hydraulic Cylinder Assembly No. 86-5580	24	Rear Axle Assembly No. 95-7500 (Continued)	
Fuel Tank Assembly	25	Axle Assembly	56
Fuel Filter Assembly No. 76-5300	26	Crankcase Assembly	57
Hydraulic Reservoir Assembly	27	Crankshaft Assembly	58
Hydraulic Pump Installation Assembly	29	Cylinder Head Assembly	59
Gear Pump Assembly No. 94-8297	31	Camshaft and Fan Support Assembly	63
Traction Pump Assembly No. 86-5590	32	Timing Cover Assembly	64
Deck Drive Components Assembly	33	Intake and Exhaust Manifold Assembly	65
Clutch Assembly No. 98-7250	34	Oil Pump Assembly	66
Electrical Schematic Assembly No. 104-7414 .	35	Collector Assembly	67
Driveshaft Assembly No. 86-1730	36	Water Pump Assembly	68
Hydraulic Pump Fittings Assembly	37	Fuel Injection Pump Assembly	69
Solenoid Valve Assembly No. 76-9970	38	Fuel Injector Assembly	70
Engine Fasteners Installation Assembly	39	Alternator Assembly	71
Engine Parts Installation Assembly	40	Starter Assembly	72
Radiator Assembly	43	Glow Plug and Glow Relay	73

Part Description Abbreviations

Part descriptions in this catalog may include the following abbreviations.

Abbreviation	Meaning	Abbreviation	Meaning
AR	as required	HYD	hydraulic
ASM	assembly	INC	incorporated
CARR	carriage	LH	left hand
DEG	degrees	NI	nylon insert
FH	flat head	PPH	Phillips pan head
GA	gauge	PTH	Phillips truss head
HF	hex flange	PTO	power take off
HH	hex head	RH	right hand
HHF	hex head flange	SFH	slotted fillister head
HLH	hex lag head	SHH	slotted hex head
HJ	hex jam	SQH	square head
HOC	height-of-cut	SHWH	slotted hex washer head
HS	hex socket	SPH	slotted pan head
HSBH	hex socket button head	SRH	slotted round head
HSFH	hex socket flat head	STD	standard
HSH	hex socket head	TAP	self tapping
HWH	hex washer head	TTH	Torx truss head
HWHTF	hex washer head thread forming	WH	wing head

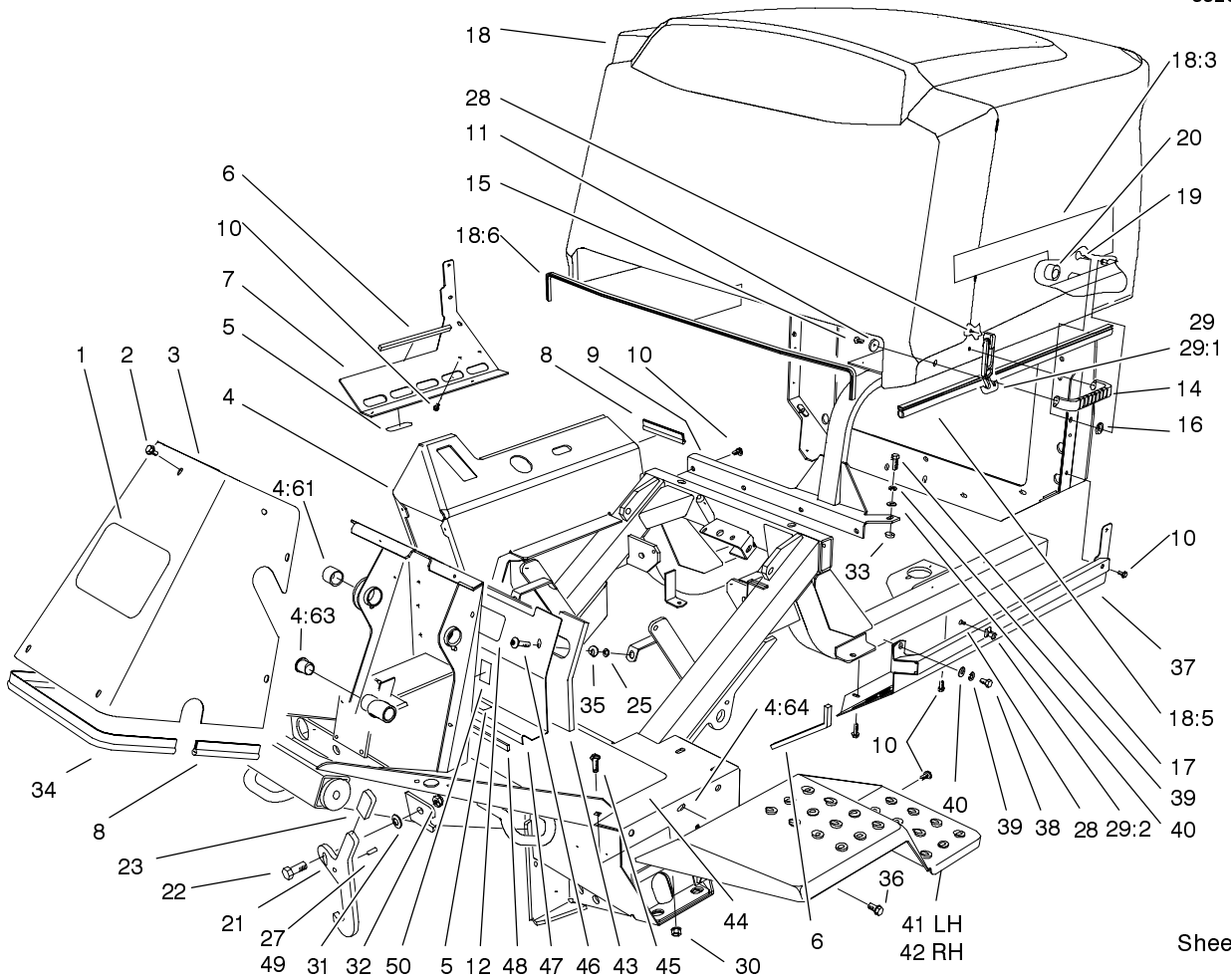


Sheet No.:2

Frame and Body Assembly

Ref. No.	Part No.	Qty.	Description
1	62-7400	1	Decal-Toro
2	46-6810	9	Screw & Washer ASM
3	76-9700-01	1	Cover-Tower
4	98-7826	1	Frame
4:61	256-237	1	Bushing
4:63	256-10	2	Bushing-Flange
4:64	32148-9	10	Nut-Insert
5	93-6697	2	Decal-Lube
6	68-7573	2	Strip-Sealing
7	94-5601-03	1	Support-Tank, Lower
8	76-6360	2	Strip-Sealing
9	93-7236-03	1	Support-Air Cleaner
10	32144-11	17	Screw-TAP
11	3256-78	2	Washer-Flat
12	93-9425	1	Decal-Danger
14	65-5100	1	Handle-Door
15	46-8091	2	Screw-HWH
16	83-1470	2	Washer - Neoprene
17	323-6	1	Screw-HH
18	93-7798	1	Hood ASM
18:3	84-1460	2	Decal Gm455d
18:5	94-5617	2	Strip-Sealing, Hood
18:6	94-5618	1	Trim - Firewall
19	3290-467	2	Pin-Hair
20	94-5613	2	Stop - Rubber
21	93-7203-01	2	Latch - Lockup

Ref. No.	Part No.	Qty.	Description
22	325-5	2	Screw-HH
23	48-7081	2	Grip-Plastic
25	32151-72	2	Ring-Retaining
27	32121-11	2	Pin-Roll
28	3290-359	3	Screw-HWH
29	94-5626	1	Latch-Draw, Flexible
29:1	100-5806	1	Handle - Latch
29:2	100-5807	1	Keeper - Latch
30	3290-357	2	Nut-Flange, Lock
31	3290-483	2	Washer
32	3296-25	2	Nut-Lock NI
33	80-7730	1	Spacer
34	76-6361	1	Strip-Sealing
35	3256-3	2	Washer-Flat
36	3234-12	7	Screw-HHF
37	94-5609-03	1	Cover-Hood, Lower
38	323-4	1	Screw-HH
39	3253-21	2	Washer-Lock
40	3256-24	2	Washer-Flat
41	76-9300-01	1	Fender-LH
42	76-9340-01	1	Fender-RH
43	88-1310	1	Strip-Foam, Cover
44	74-4090	1	Tread - Foot Rest
45	3231-22	2	Screw-CARR
46	3250-36	2	Screw-PPH
47	100-2596-03	1	Cover-Seat, Front



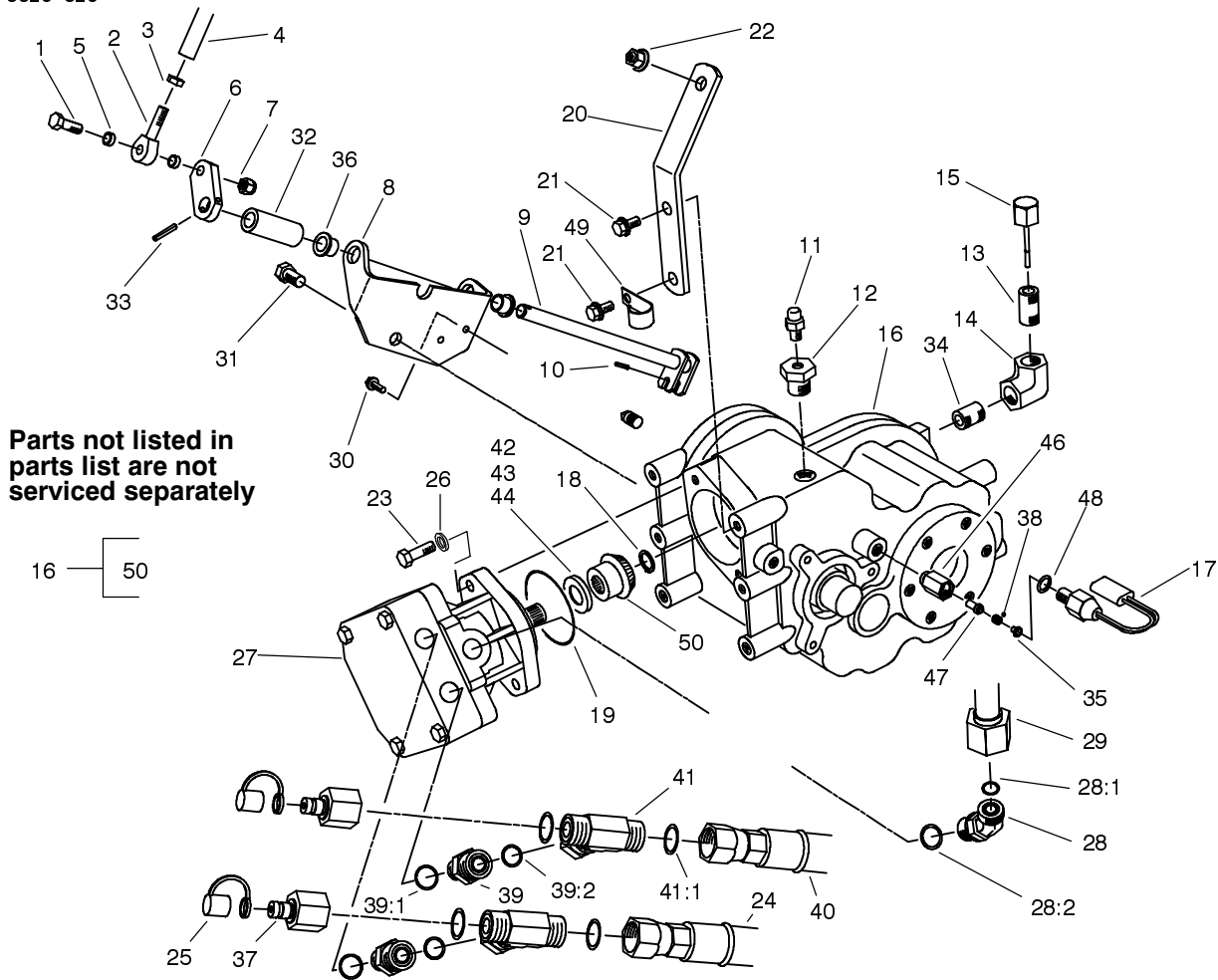
Sheet No.:2

Frame and Body Assembly (Continued)

Ref. No.	Part No.	Qty.	Description
48	76-6380	1	Seal-Cover, Front
49	32121-36	2	Pin-Spring
50	93-7252	1	Decal-International

Ref. No.	Part No.	Qty.	Description

3325-325

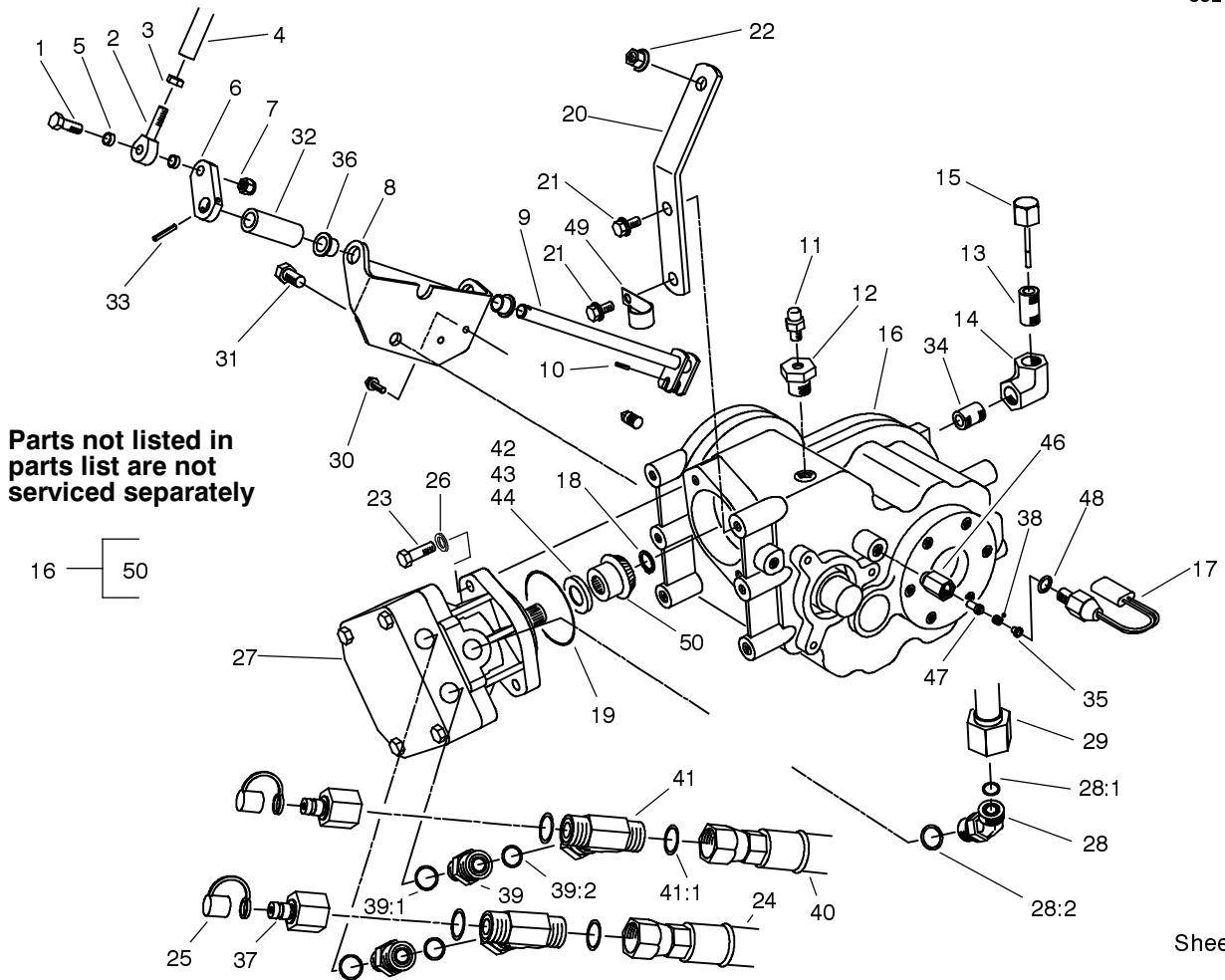


Sheet No.:3

Front Transaxle Installation Assembly

Ref. No.	Part No.	Qty.	Description
1	323-9	1	Screw-HH
2	2411-36	1	Bearing-End, Rod
3	3220-3	1	Nut-Jam
4	84-0690	1	Rod-Shift
5	76-9100	2	Spacer-Speed, Reel
6	77-4260	1	Link - Shift
7	3296-59	1	Nut-Lock NI
8	84-1610-03	1	Support-Shift Rod
9	84-0700	1	Rod-Shift
10	32121-24	1	Pin-Spring
11	302-14	1	Fitting-Vent
12	2812-11	1	Bushing-Reducer
13	289-44	1	Nipple-Pipe
14	2813-14	1	Pipe-Elbow, 90
15	27-3710	1	Dipstick
16	99-7566	1	Transaxle-2 Speed
17	72-4320	1	Switch
18	32151-62	1	Ring-Retaining
19	237-167	1	O-Ring
20	84-1600	1	Lever Arm, Front Axle
21	3234-12	2	Screw-HHF
22	3290-357	1	Nut-Flange, Lock
23	323-7	2	Screw-HH
24	92-5830	1	Hose ASM - Traction
25	353-947	2	Cap-Dust, Rubber
26	3256-24	2	Washer-Flat

Ref. No.	Part No.	Qty.	Description
27	92-2556-01	1	Motor-Fixed Displacement
28	340-101	1	Fitting-HYD, 90
28:1	237-30	1	O-Ring
28:2	237-79	1	O-Ring
29	86-5750	1	Tube ASM-Motor Drain
30	3234-4	2	Screw-HHF
31	325-2	1	Screw-HH
32	86-5420	1	Spacer-Shift Rod
33	32121-6	1	Pin-Roll
34	289-50	1	Nipple-Pipe
35	43-8610	1	Guide
36	3-1506	2	Bushing
37	86-5860	2	Nipple
38	92-1366	1	Spring - Compression
39	340-155	2	Fitting-HYD
39:1	237-79	1	O-Ring
39:2	237-151	1	O-Ring
40	92-7765	1	Tube ASM-Traction, 4wd
41	340-167	2	Fitting-HYD, Tee
41:1	237-65	3	O-Ring
42	82-5380	1	Shim - Pinion, .045
43	82-5390	1	Shim - Pinion, .038
44	82-5400	1	Shim - Pinion, .052

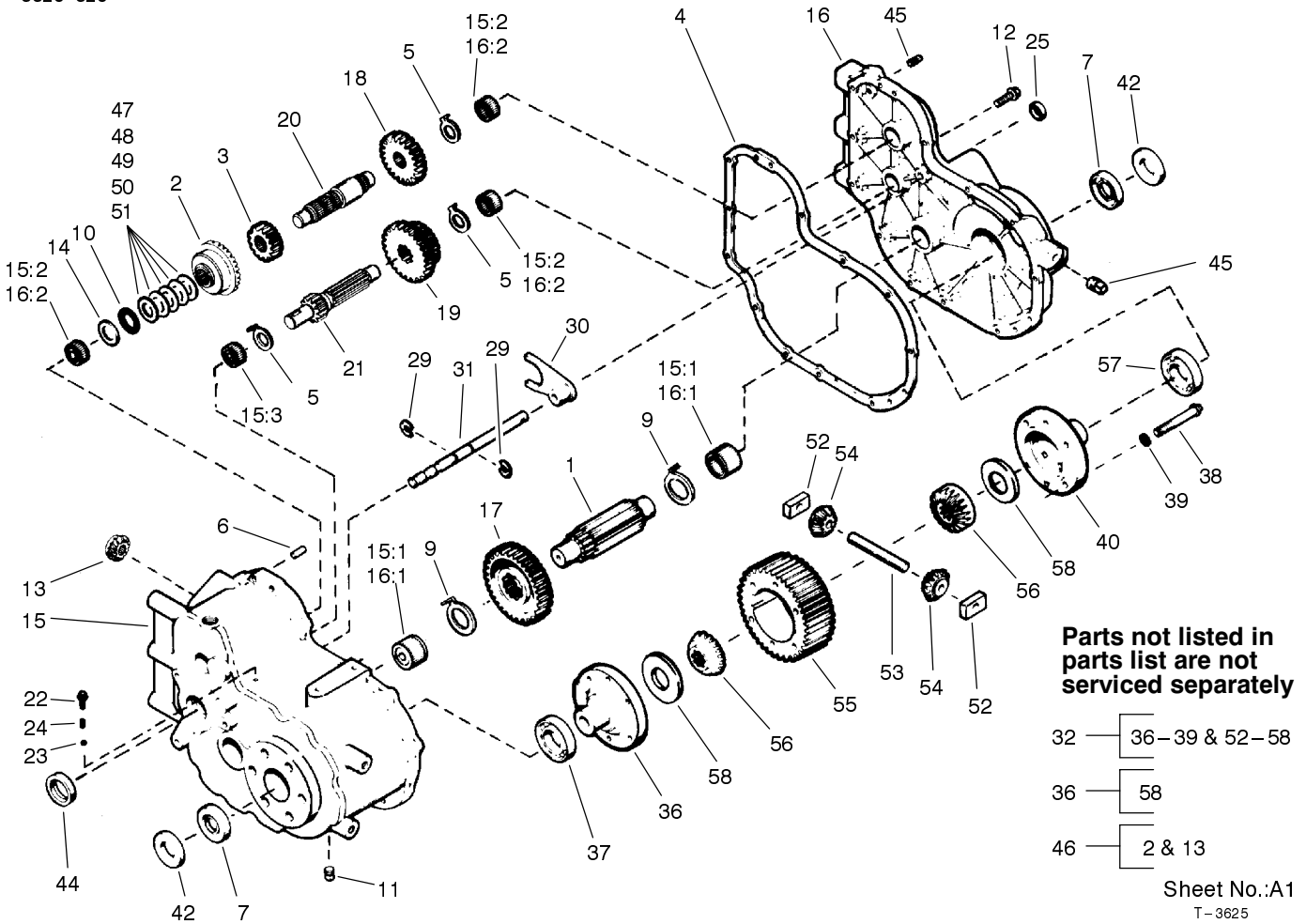


Sheet No.:3

Front Transaxle Installation Assembly (Continued)

Ref. No.	Part No.	Qty.	Description
46	92-1364	1	Guide -Switch Pin
47	92-1365	1	Plunger - Switch
48	237-30	1	O-Ring
49	2412-150	1	J-Clip

Ref. No.	Part No.	Qty.	Description

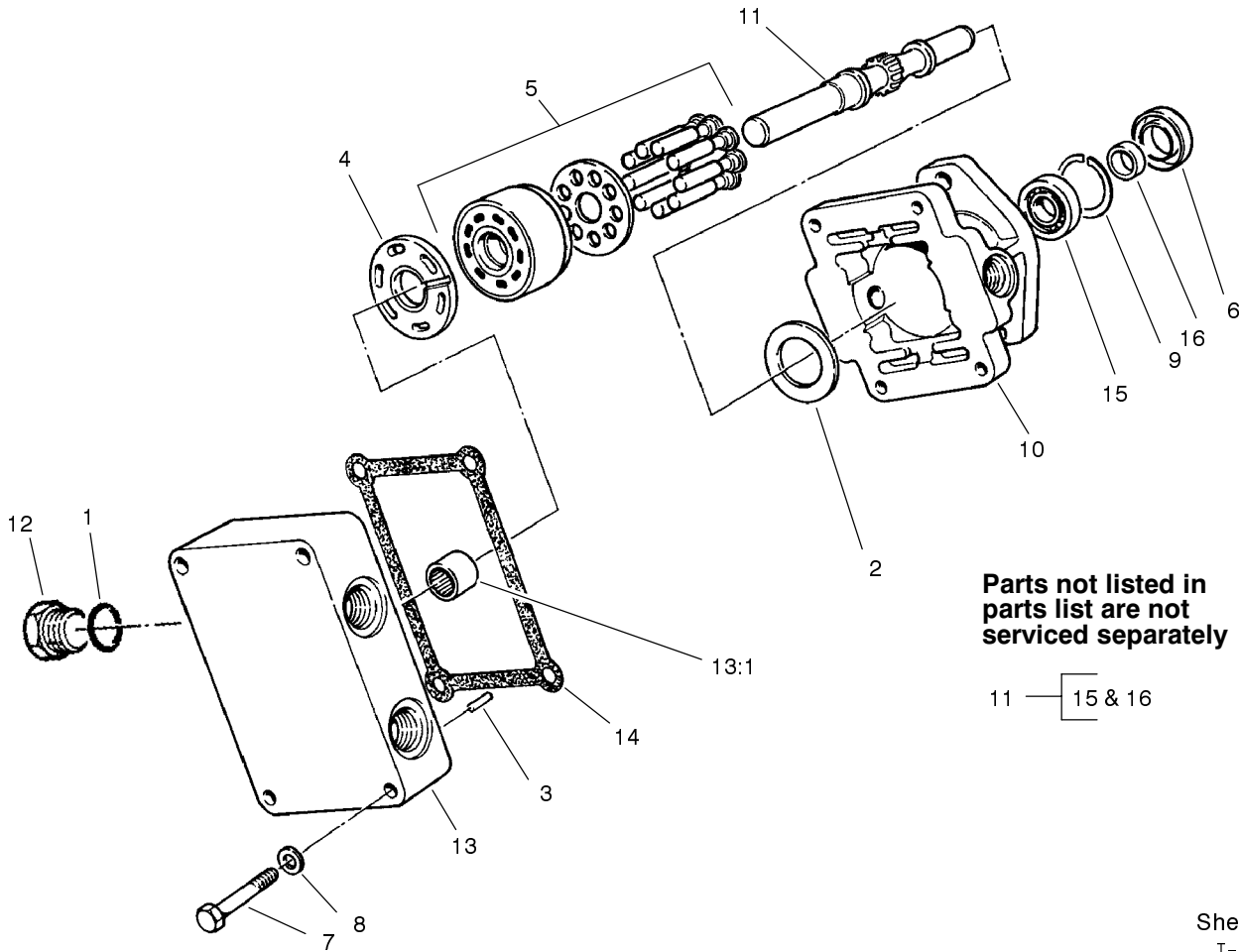


Sheet No.:A1
T-3625

Transaxle Assembly No. 99-7566

Ref. No.	Part No.	Qty.	Description
1	76-5610	1	Pinion-Output
3	76-5630	1	Gear - Spur
4	76-5640	1	Gasket - Case & Cover
5	76-5650	3	Washer-Thrust
6	76-5660	2	Pin-Dowel
7	76-5670	2	Seal-Oil
9	76-5690	2	Washer-Thrust
10	76-5700	1	Bearing-Thrust
11	76-5710	1	Plug - Magnetic Drain
12	76-5720	13	Screw - Thread Forming
14	76-5680	1	Washer-Thrust
15	92-0639	1	Case ASM-Transaxle
15:1	76-5860	2	Bearing-Needle
15:2	76-5870	3	Bearing-Needle
15:3	92-0640	1	Bearing-Needle
16	76-5760	1	Cover ASM-Transaxle
16:1	76-5860	2	Bearing-Needle
16:2	76-5870	3	Bearing-Needle
17	92-0642	1	Gear - Output
18	76-5780	1	Gear-Spur
19	92-0644	1	Gear - Cluster, 19 & 27t
20	92-0641	1	Shaft - Counter

Ref. No.	Part No.	Qty.	Description
21	92-0645	1	Shifter-Gear & Shaft
22	76-5820	1	Screw - HHF
23	76-5830	1	Ball - Steel
24	76-5840	1	Spring - Shifter Fork
25	76-5850	1	Seal-Oil
29	76-5890	2	Ring-Retaining
30	76-5900	1	Fork-Shift
31	92-0647	1	Rod - Shift, Hi-Low
32	99-7567	1	Differential ASM
36	76-5960	1	Carrier - Differential
37	92-0646	2	Bearing - Ball
38	76-5980	6	Screw - HHF
39	98-3801	6	Washer
40	76-5990	1	Carrier - Differential
42	76-6010	2	Spacer
44	76-6030	1	Seal-Oil
45	76-6040	2	Plug-Pipe
46	84-0080	1	Gear Set-Matched Spiral
47	76-5680	1	Washer-Thrust
48	76-5740	1	Washer-Thrust
49	84-0090	1	Washer-Thrust
50	84-0130	1	Washer-Thrust
51	84-0140	1	Washer-Thrust



Parts not listed in parts list are not serviced separately

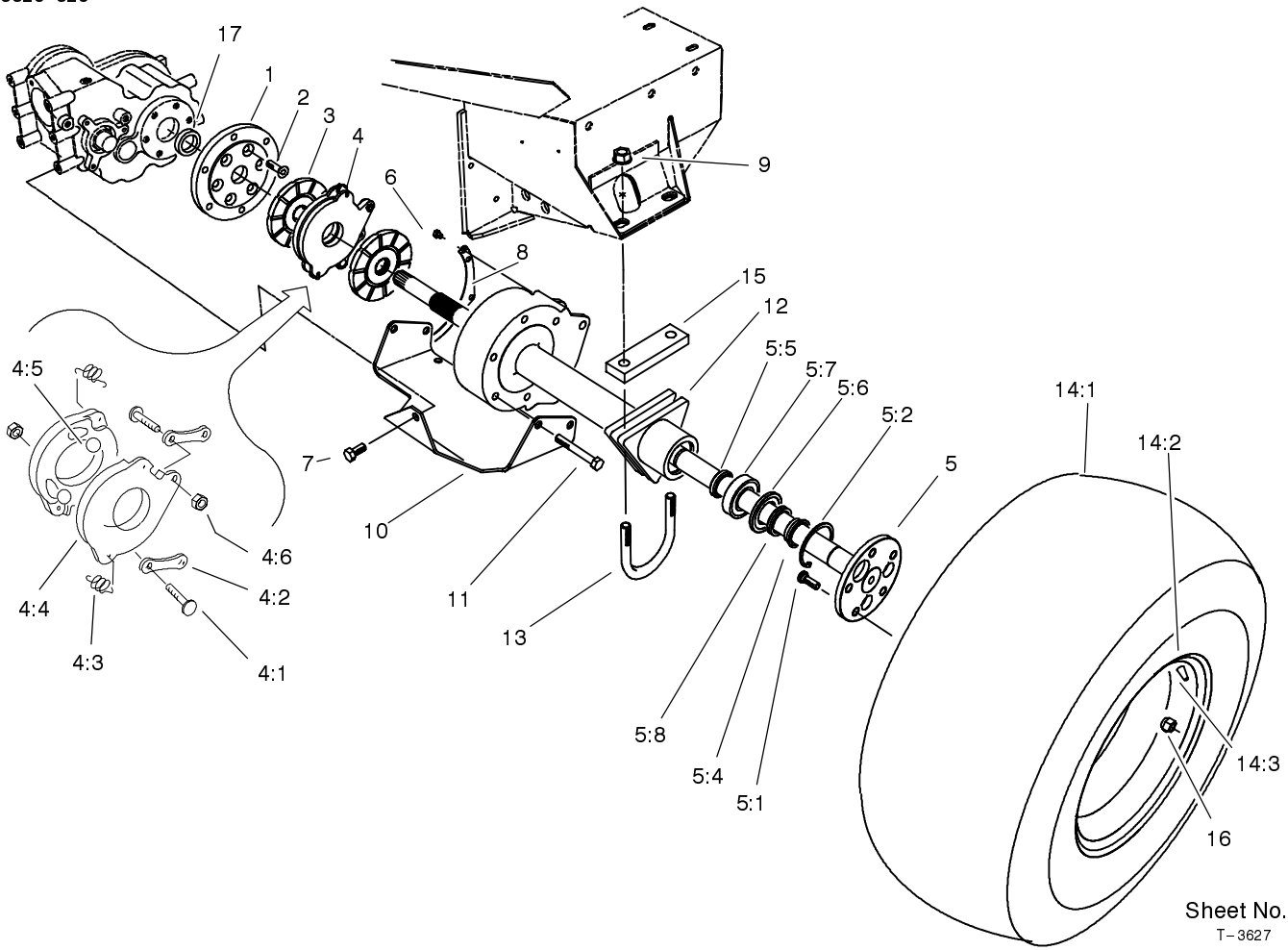
11 - 15 & 16

Sheet No.:A2
T-3626

Hydraulic Motor No. 92-2556-01

Ref. No.	Part No.	Qty.	Description
1	237-65	4	O-Ring
2	25-2380	1	Plate-Thrust
3	25-2430	1	Pin-Dowel
4	28-3380	1	Valve Plate-Motor
5	48-1800	1	Kit-Cylinder Block
6	74-9480	1	Seal - Lip
7	74-9500	4	Screw-HH
8	74-9510	1	Washer - Plain
9	82-4970	1	Ring - Retaining
10	82-4990	1	Housing - Fixed
11	92-0636	1	Shaft ASM
12	92-2571	1	Plug-Steel
13	92-2572	1	Endcap ASM-Motor
13:1	77-3640	1	Ball Bearing
14	67-9100	1	Gasket

Ref. No.	Part No.	Qty.	Description



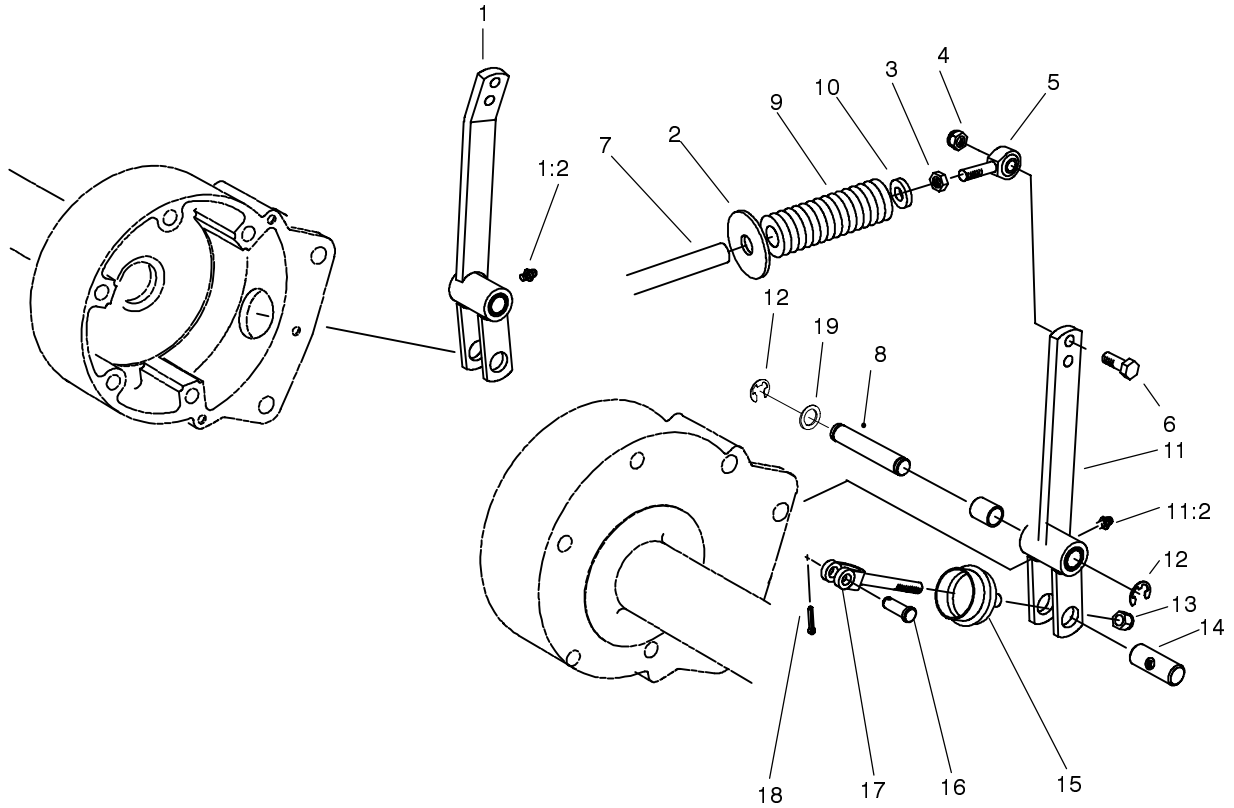
Sheet No.:4
T-3627

Front Axle Assembly

Ref. No.	Part No.	Qty.	Description
1	76-4240-03	2	Plate - Adapter
2	3274-87	12	Screw-HSFH
3	74-3640	4	Disc-Middle
4	74-3630	2	Disc-Actuating
4:1	92-7774	2	Stud
4:2	92-7775	2	Link
4:3	92-7776	2	Spring - Extension
4:4	92-7777	2	Disc - Actuating
4:5	92-7773	3	Ball
4:6	69-9940	2	Nut-HJ
5	92-9714	2	Axle ASM-Flanged
5:1	242-34	5	Stud-Drive
5:2	32151-76	1	Ring-Retaining
5:4	92-9706	1	Spacer-Axle, Flanged
5:5	92-9708	1	Collar - Bearing
5:6	92-9709	1	Spacer - Bearing
5:7	92-9710	1	Bearing
5:8	92-9712	1	Seal, V-Ring
6	3234-30	6	Screw-HHF
7	325-4	1	Screw-HH
8	76-8300-03	2	Cover-Axle Housing
9	32128-50	4	Nut - Flange
10	86-5430-03	1	Plate-Skid
11	325-15	10	Screw-HH
12	92-9704-03	2	Housing-Axle
13	84-1590	2	U-Bolt, Front Axle

Ref. No.	Part No.	Qty.	Description
☆14		2	Tire & Wheel ASM
14:1	86-5900	1	Tire
14:2	217-124	1	Wheel ASM
14:3	232-27	1	Stem-Valve
15	84-1620-03	2	Plate-Axle Support
16	23-7270	10	Nut-Wheel
17	76-6010	2	Spacer

☆ Not serviced

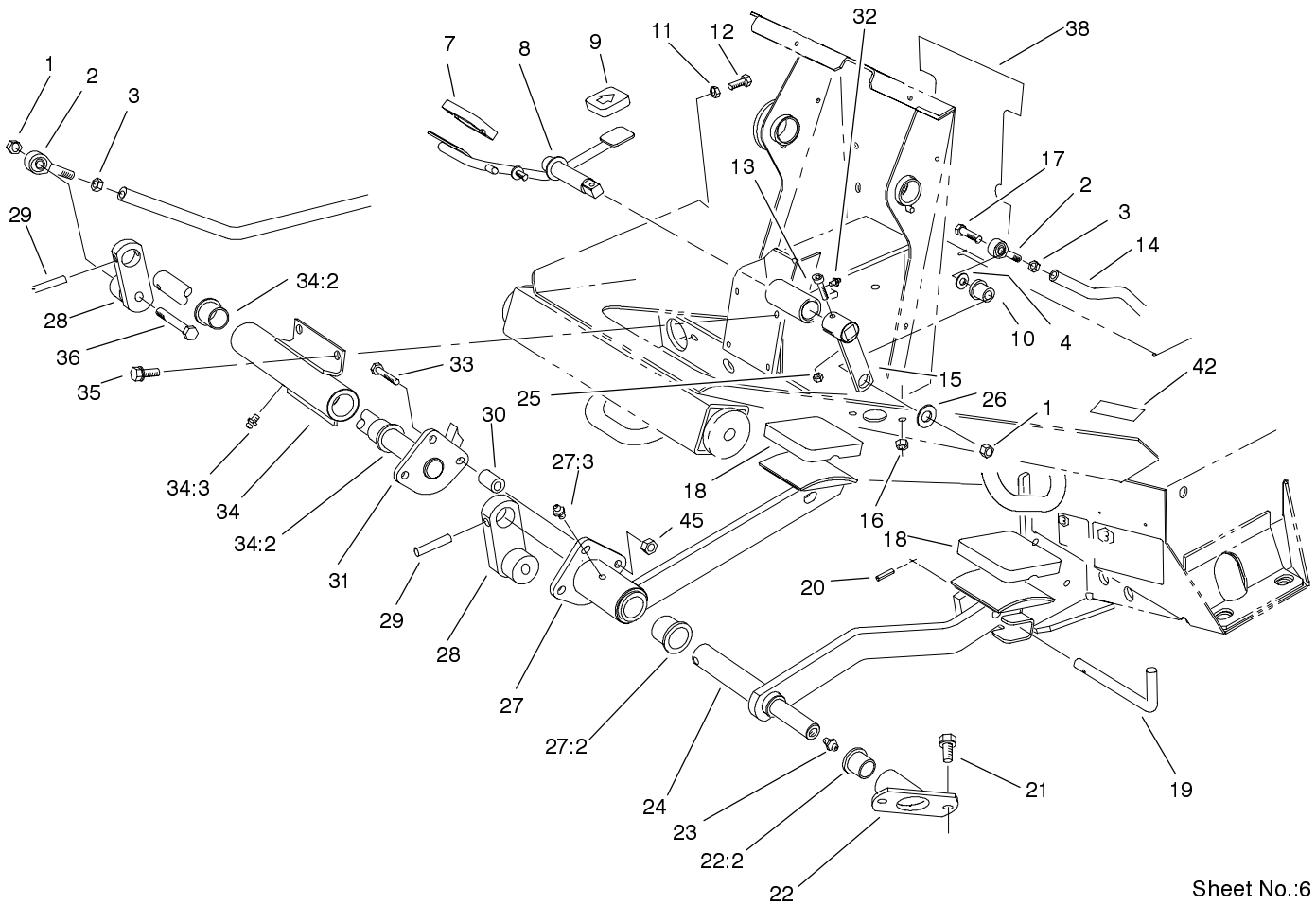


Sheet No.:5

Brake Linkage Assembly

Ref. No.	Part No.	Qty.	Description
1	84-0940	1	Fork-Brake, RH
1:2	302-5	1	Fitting-Grease
2	86-5840	2	Plate-Spring
3	3220-3	2	Nut-Jam
4	3296-59	2	Nut-Lock NI
5	2411-36	2	Bearing-End, Rod
6	323-7	2	Screw-HH
7	76-9690-03	2	Rod-Brake
8	84-0990	2	Pin-Pivot
9	86-5830	2	Spring-Compression
10	66-6480	2	Washer
11	84-0970	1	Fork-Brake, LH
11:2	302-5	1	Fitting-Grease
12	32120-19	4	E-Ring
13	3296-39	2	Nut-Lock, NI
14	76-8270	2	Pin - Brake
15	76-4180	2	Boot - Brake Rod
16	283-2	2	Pin-Clevis
17	76-6610	2	Clevis
18	3272-6	2	Pin-Cotter
19	3256-69	2	Washer-Flat

Ref. No.	Part No.	Qty.	Description

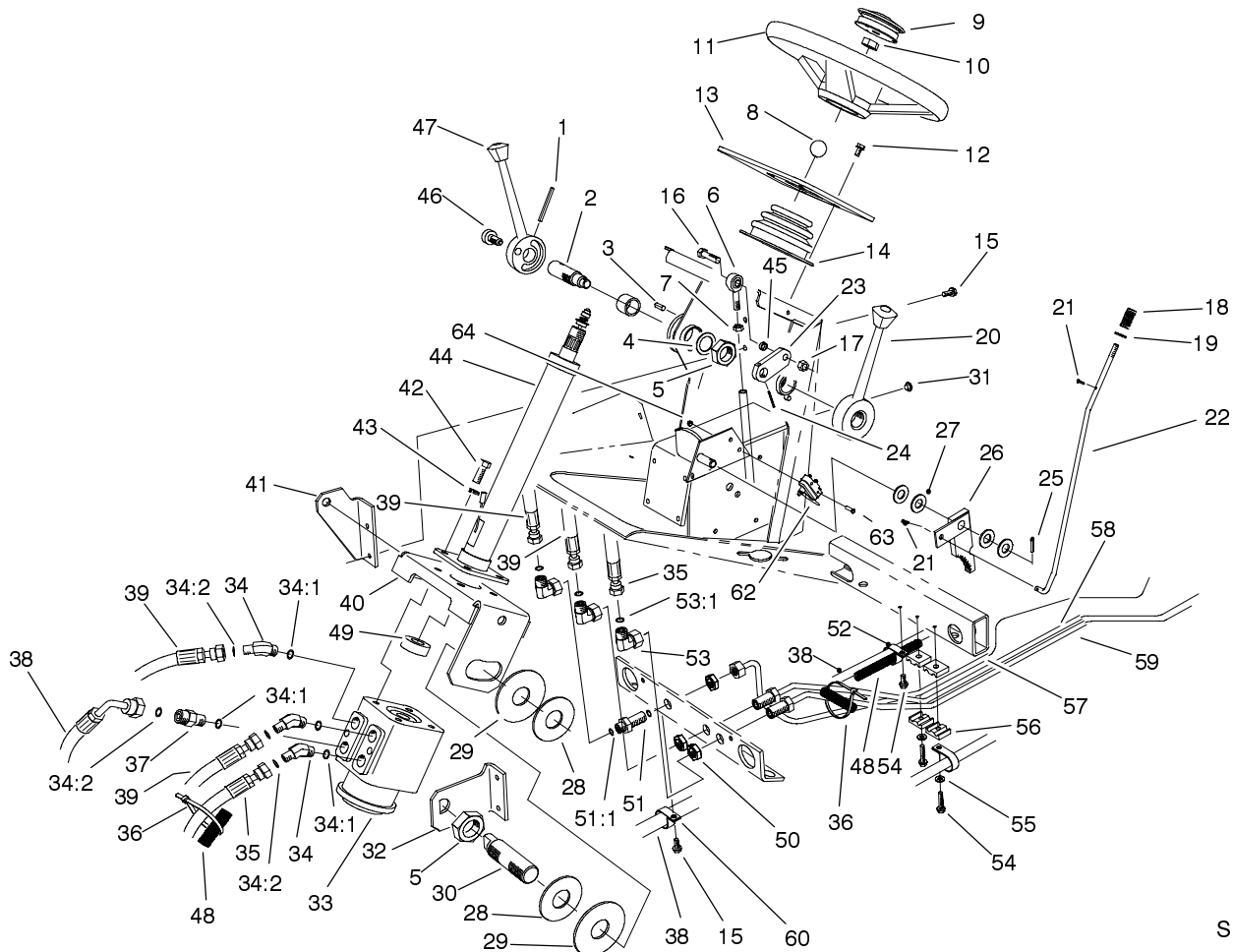


Sheet No.:6

Traction and Brake Pedals Assembly

Ref. No.	Part No.	Qty.	Description
1	3296-59	3	Nut-Lock NI
2	2411-36	3	Bearing-End, Rod
3	3220-3	3	Nut-Jam
4	3256-3	1	Washer-Flat
7	74-9100	1	Pad-Pedal, Forward
8	82-5190-03	1	Pedal-Traction
9	74-9110	1	Pad-Pedal, Reverse
10	63-9751	1	Mount
11	3218-2	2	Nut-Jam
12	322-4	2	Screw-HH
13	3274-19	1	Screw-HSH
14	88-1160-03	1	Rod-Control
15	92-1367	1	Lever-Traction
16	32128-20	2	Nut-HF
17	323-9	1	Screw-HH
18	82-4960	2	Pad-Foot, Brake
19	63-7880	1	Pin-Latch, Brake
20	32121-50	1	Pin-Spring
21	3234-14	2	Screw-HHF
22	76-9680	1	Hub-Brake
22:2	256-90	1	Bushing-Flange
23	302-2	1	Fitting-Grease
24	92-5804-01	1	Pedal-Brake, LH
25	3296-42	1	Nut-Lock, NI
26	63-8410	1	Washer
27	92-5805	1	Pedal-Brake, RH

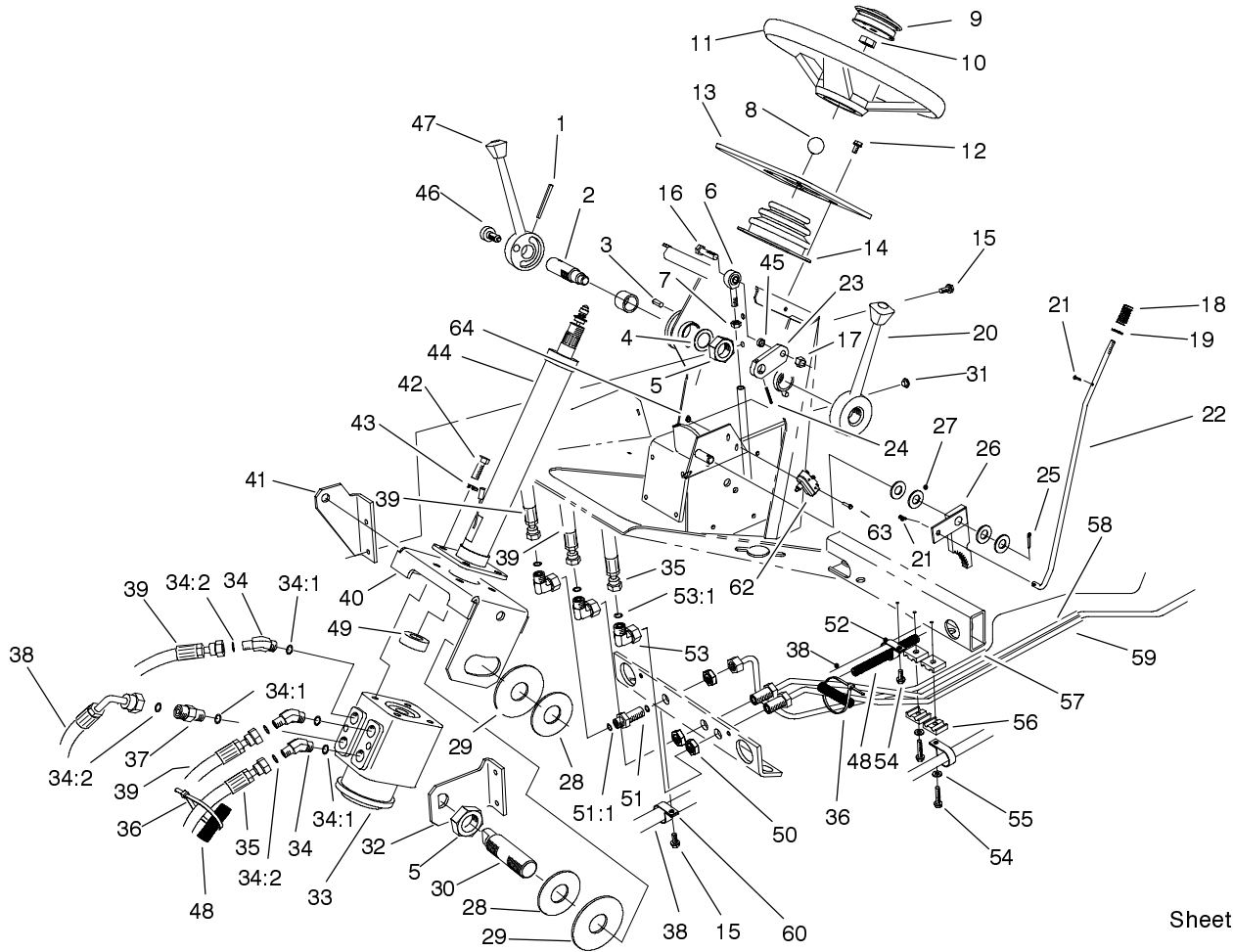
Ref. No.	Part No.	Qty.	Description
27:2	256-10	2	Bushing-Flange
27:3	302-5	1	Fitting-Grease
28	92-2586-01	2	Lever-Brake
29	32121-25	2	Pin-Roll
30	66-1140	3	Hub-Adjustment
31	92-5806-01	1	Shaft-Brake
32	302-5	3	Fitting-Grease
33	322-21	3	Screw-HH
34	76-9030	1	Support ASM-Brake
34:2	256-10	2	Bushing-Flange
34:3	302-5	1	Fitting-Grease
35	32144-11	4	Screw-TAP
36	323-12	2	Screw-HH
38	93-9423	1	Decal - General Safety
42	93-9414	1	Decal - Warning
45	32152-1	3	Nut-Lock, NI



Sheet No.:7

Steering Tower Assembly

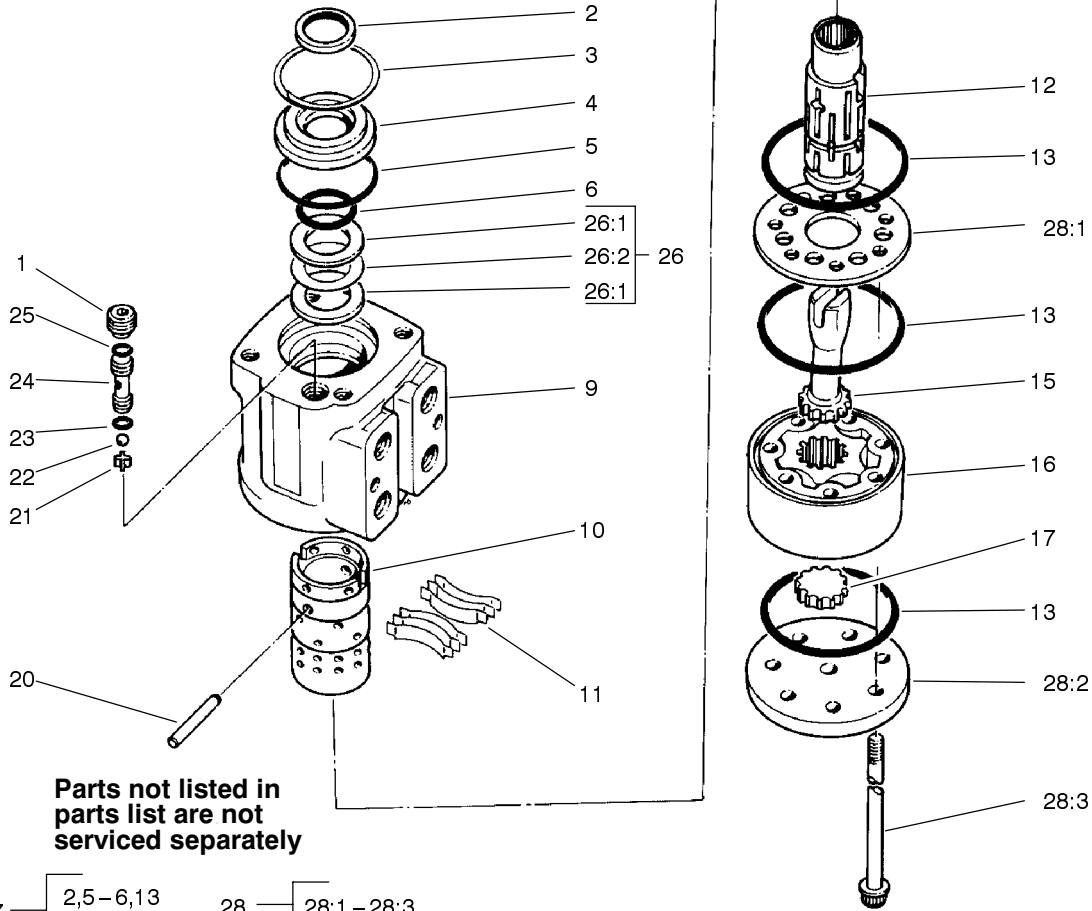
Ref. No.	Part No.	Qty.	Description	Ref. No.	Part No.	Qty.	Description
1	32121-10	1	Pin-Roll	26	63-7900-03	1	Rack
2	74-5790	1	Shaft-Pivot	27	3256-26	4	Washer-Flat
3	32121-123	2	Pin-Roll	28	20-9500	2	Washer
4	10-8110	1	Washer-Thrust	29	83-0740	2	Disc - Friction
5	3296-49	2	Nut-Lock NI	30	76-8340	1	Shaft - Steering Pivot
6	2411-36	1	Bearing-End, Rod	31	2410-64	2	Plug-Button
7	3220-3	1	Nut-Jam	32	76-8150-03	1	Shaft-Support, Steering
8	233-17	1	Knob	33	92-9729	1	Steering Control ASM
9	72-0130	1	Horn Kit	34	340-138	3	Fitting-HYD, 45°
10	47-6990	1	Nut	34:1	237-79	1	O-Ring
11	68-8080	1	Wheel-Steering	34:2	237-22	1	O-Ring
12	32144-4	4	Screw-HH	35	86-3210	1	Hose ASM
13	93-9415	1	Panel-Control, Tower	36	3290-378	2	Tie-Cable
14	76-9450	1	Boot-Column, Steering	37	59-6430	1	Valve-Check
15	32144-11	6	Screw-TAP	38	86-5570	1	Hose ASM
16	323-8	1	Screw-HH	39	86-3220	2	Hose ASM
17	3296-59	1	Nut-Lock NI	40	76-8140-03	1	Bracket-Gear, Steering
18	95-1821-03	1	Spring-Compression	41	76-8160-03	1	Support-Gear, Steering
19	3256-22	1	Washer-Flat	42	323-6	4	Screw-HH
20	69-1560-03	1	Lever-Lock	43	3253-21	4	Washer-Lock
21	3272-5	2	Pin-Cotter	44	74-3670	1	Steering ASM-Column
22	76-9050	1	Rod - Park Brake	45	76-9100	1	Spacer-Speed, Reel
23	84-0680	1	Link-Shift				
24	32121-6	1	Pin-Roll				
25	3272-10	1	Pin-Cotter				



Sheet No.:7

Steering Tower Assembly (Continued)

Ref. No.	Part No.	Qty.	Description	Ref. No.	Part No.	Qty.	Description
46	82-4950	1	Plunger-Spring				
47	74-5770-03	1	Lever-Shift				
48	104-7415	1	Wire Harness-Front				
49	21-9260	1	Cover-Dust				
50	340-70	3	Locknut-Bulkhead				
51	340-71	1	Fitting-Straight, Bulkhead				
51:1	237-22	2	O-Ring				
52	2412-74	1	Clamp				
53	340-159	3	Fitting-HYD, 90°				
53:1	237-22	2	O-Ring				
54	32144-57	2	Screw				
55	3256-71	2	Washer-Flat				
56	56-7973	4	Clamp-Tube				
57	94-8299	1	Tube ASM - Steering				
58	86-5730	1	Tube ASM-RH Front				
59	86-5740	1	Tube ASM-LH Front				
60	2412-104	1	R Clamp				
62	29-6163	1	Switch-Micro				
63	3249-11	2	Screw				
64	3296-9	2	Nut-Lock NI				

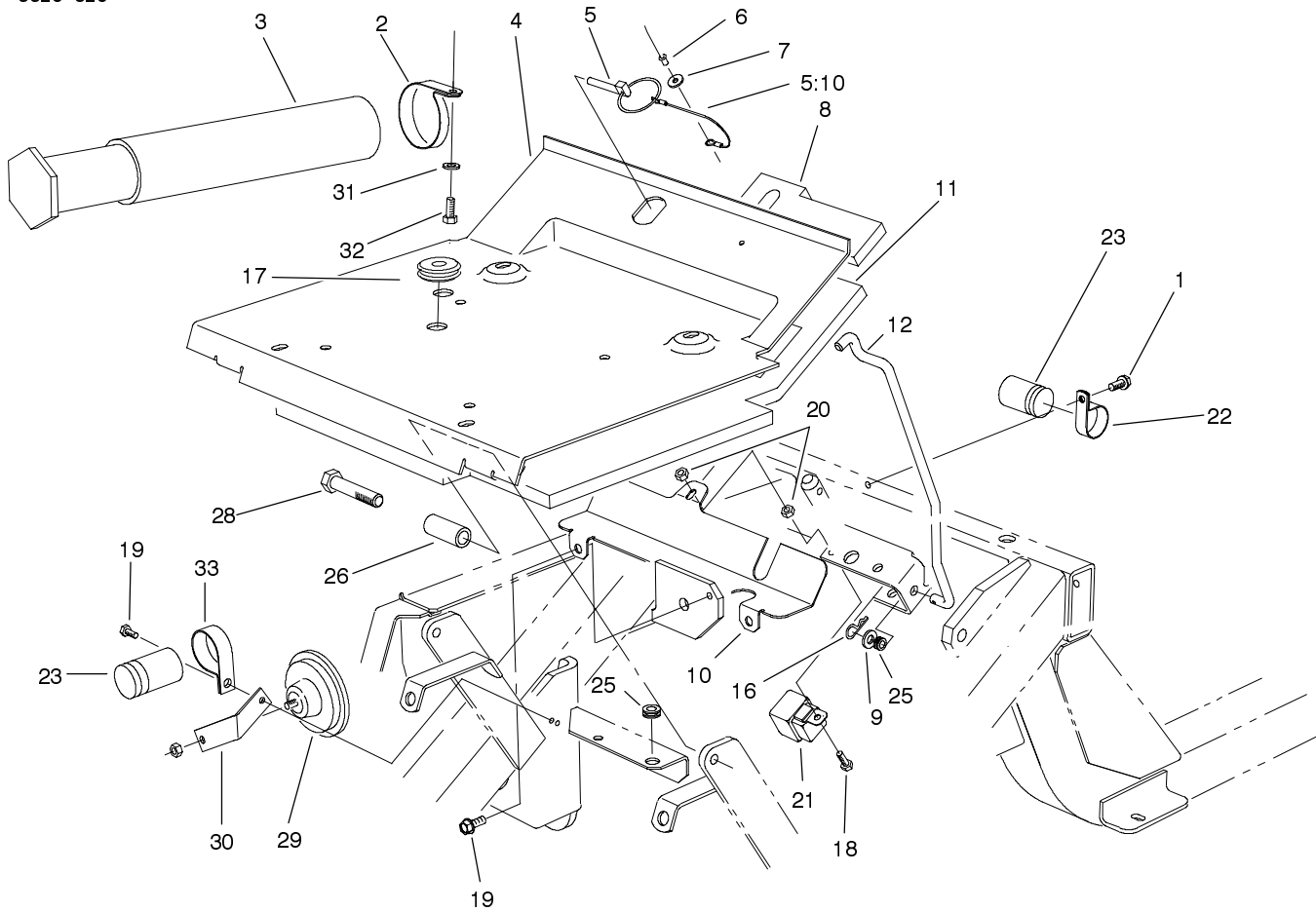


Sheet No.:A3
T-3629

Power Steering Valve Assembly No. 92-9729

Ref. No.	Part No.	Qty.	Description
1	52-9260	1	Screw-Set
3	52-9230	1	Ring-Retaining
4	52-9240	1	Bushing
11	59-6820	1	Kit-Spring, Centering
15	52-9320	1	Drive
16	76-6300	1	Gerotor Sub-ASM
17	76-6320	1	Spacer
20	59-6830	1	Kit-Pin, Centering
21	52-9290	1	Retainer-Checkball
22	52-9280	1	Checkball
24	52-9270	1	Seat-Checkball
26	52-9250	1	Kit-Bearing
26:1	59-6730	2	Race
26:2	59-6740	1	Bearing
27	92-9749	1	Kit-Seal
28	92-9745	1	Kit - End Cap
28:1	92-9732	1	Plate - Wear
28:2	92-9730	1	Cap - End
28:3	92-9736	7	Screw - Cap

Ref. No.	Part No.	Qty.	Description

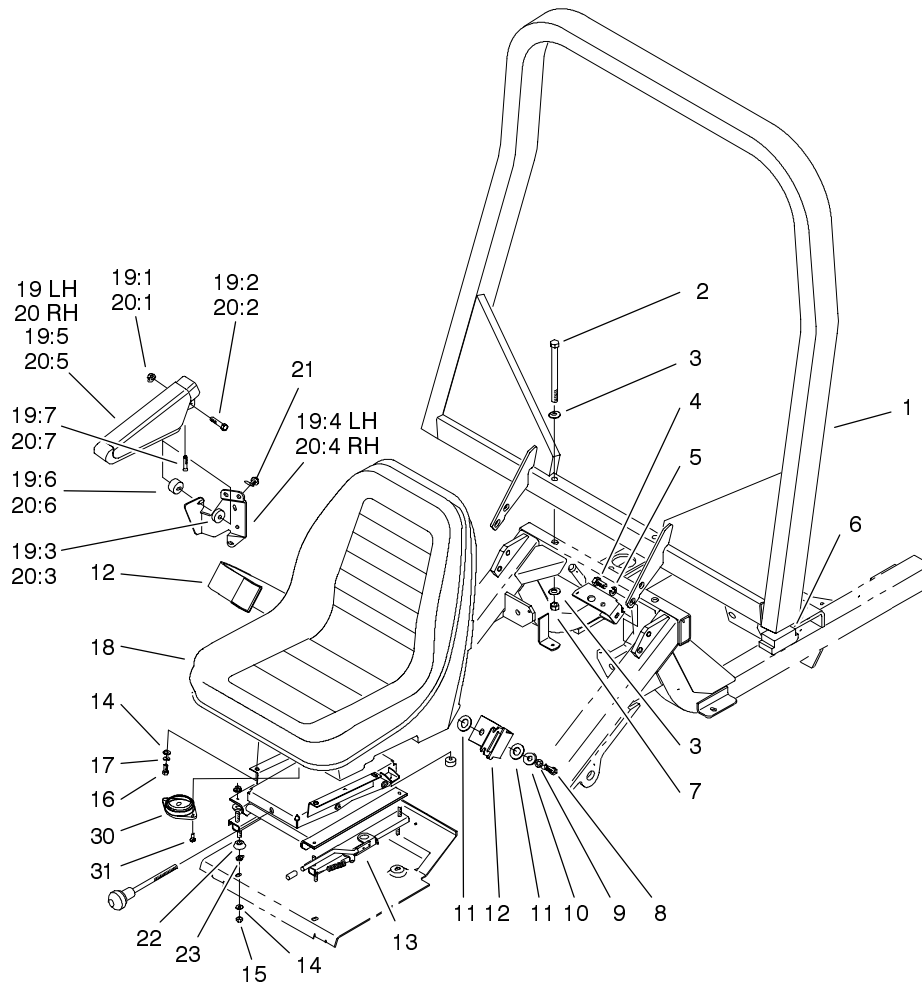


Sheet No.:8

Seat Plate Assembly

Ref. No.	Part No.	Qty.	Description
1	32104-82	1	Screw-HHF
2	2412-133	2	R-Clamp
3	74-0720	1	Tube-Manual
4	76-9460-03	1	Plate-Seat
5	77-3780	1	Pin ASM
5:10	28-8070	1	Lanyard
6	3290-282	1	Rivet-Pop, Steel
7	3256-49	1	Washer-Flat
8	76-9930	1	Foam - Center
9	3256-24	1	Washer-Flat
10	86-2860-03	1	Cover-Belt, Upper
11	82-4900	1	Foam-Seat, Rear
12	76-9440	1	Rod-Prop, Seat
16	3290-307	1	Pin-Hair
17	240-5	1	Grommet
18	321-5	1	Screw-HH
19	32144-11	3	Screw-TAP
20	32128-33	2	Nut-HF
21	70-1480	1	Relay
22	2412-74	1	Clamp
23	37-2690	2	Capacitor
25	237-136	2	Grommet
26	76-9480	2	Sleeve-Pivot, Seat
28	325-9	2	Screw-HH
29	48-4590	1	Disc-Horn
30	74-8910	1	Horn Bracket

Ref. No.	Part No.	Qty.	Description
31	3256-23	2	Washer-Flat
32	322-2	2	Screw-HH
33	2412-74	1	Clamp

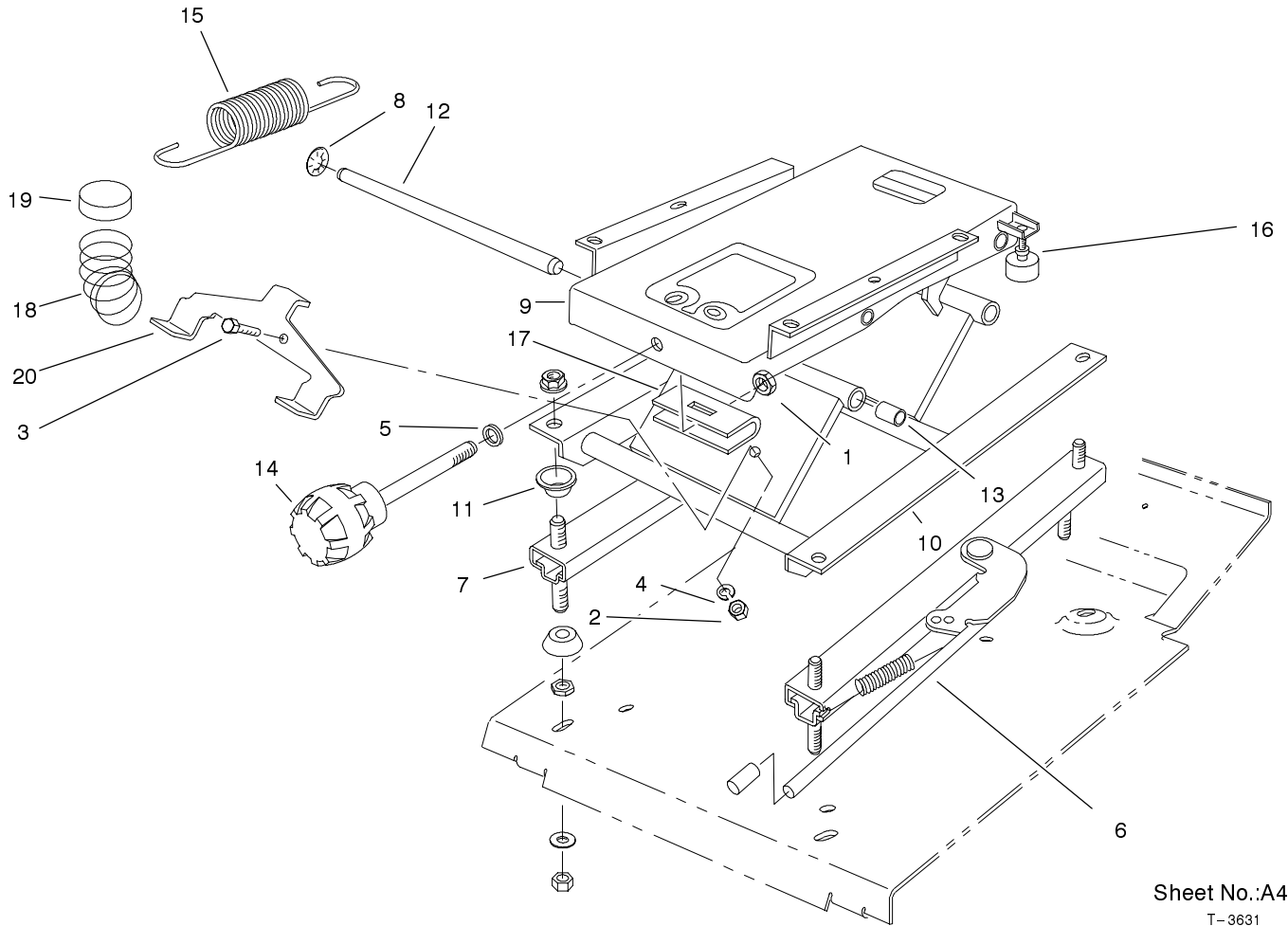


Sheet No.:9
T-3630

Seat and R.O.P.S. Installation Assembly

Ref. No.	Part No.	Qty.	Description
1	76-9370-03	1	2 Post Rops
2	325-33	2	Screw-HH
3	3256-26	4	Washer-Flat
4	325-2	4	Screw-HH
5	3253-7	4	Washer-Lock
6	82-5370	2	Foam - Rops
7	3296-25	2	Nut-Lock NI
8	3212-5	2	Screw-HH
9	3253-6	2	Washer-Lock/Sp
10	3256-5	2	Washer-Flat
11	3256-28	2	Washer-Flat
12	21-4191	1	Seat Belt ASM
13	76-1970	1	Mini-Suspension
14	3256-2	8	Washer-Flat
15	3296-29	4	Nut-Lock
16	322-3	4	Screw-HH
17	3253-4	4	Washer-Lock
18	104-4620	1	Seat-Olympic, Toro
19	92-7307	1	Armrest ASM-LH
19:1	32128-19	1	Nut-HF
19:2	323-9	1	Screw-HH
19:3	3256-24	1	Washer-Flat
19:4	69-0760	1	Bracket-Arm, LH
19:5	69-1180	1	Armrest
19:6	92-7301	1	Spacer
19:7	92-7318	1	Screw - Pth

Ref. No.	Part No.	Qty.	Description
20	92-7306	1	Armrest ASM-RH
20:1	32128-19	1	Nut-HF
20:2	323-9	1	Screw-HH
20:3	3256-24	1	Washer-Flat
20:4	69-0770	1	Bracket-Arm, RH
20:5	69-1180	1	Armrest
20:6	92-7301	1	Spacer
20:7	92-7318	1	Screw - Pth
21	3234-14	6	Screw-HHF
22	66-9290	4	Spacer-Suspension
23	3218-2	4	Nut-Jam
30	92-6282	1	Switch-Seat
31	3234-33	2	Screw-HHF

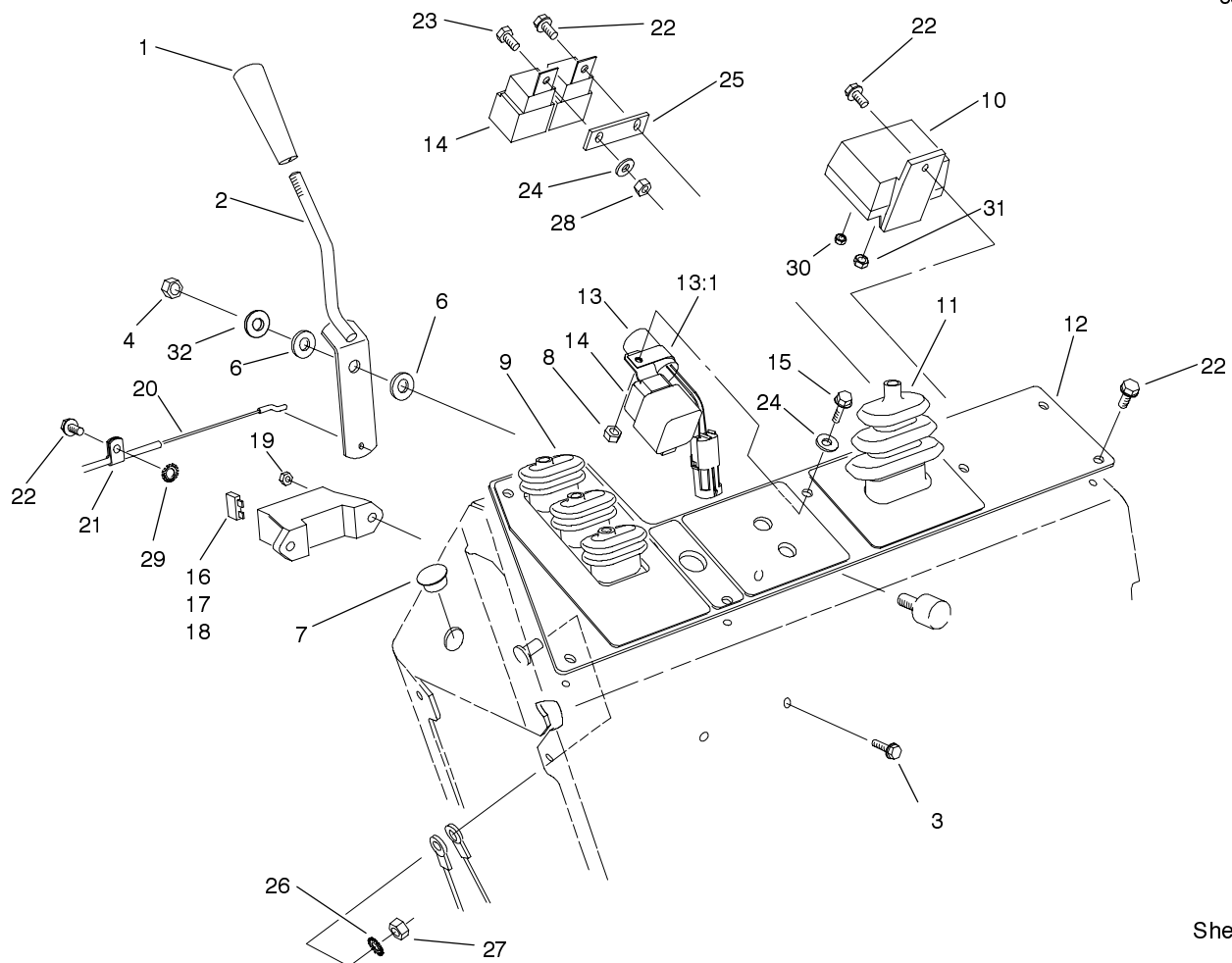


Sheet No.:A4
T-3631

Mini Suspension Assembly No. 76-1970

Ref. No.	Part No.	Qty.	Description
1	32153-2	1	Nut-Lock
2	3217-6	1	Nut-Hex
3	322-6	1	Screw-HH
4	3253-33	1	Washer-Lock
5	3256-24	1	Washer-Flat
6	66-8510	1	Adjuster W/Handle
7	66-8530	1	Adjuster
8	66-8560	4	Nut-Push
9	66-8600	1	Frame-Upper
10	66-8610	1	Frame-Lower
11	66-9290	4	Spacer-Suspension
12	76-1910	2	Shaft-Pivot
13	76-1920	4	Bearing-Sleeve
14	76-1930	1	Knob-Adjuster, Tension
15	76-1940	2	Spring-Extension
16	76-2940	2	Bumper
17	77-2870	1	Hanger-Spring
18	93-3163	2	Spring
19	93-3164	2	Cap
20	93-3165	1	Bracket

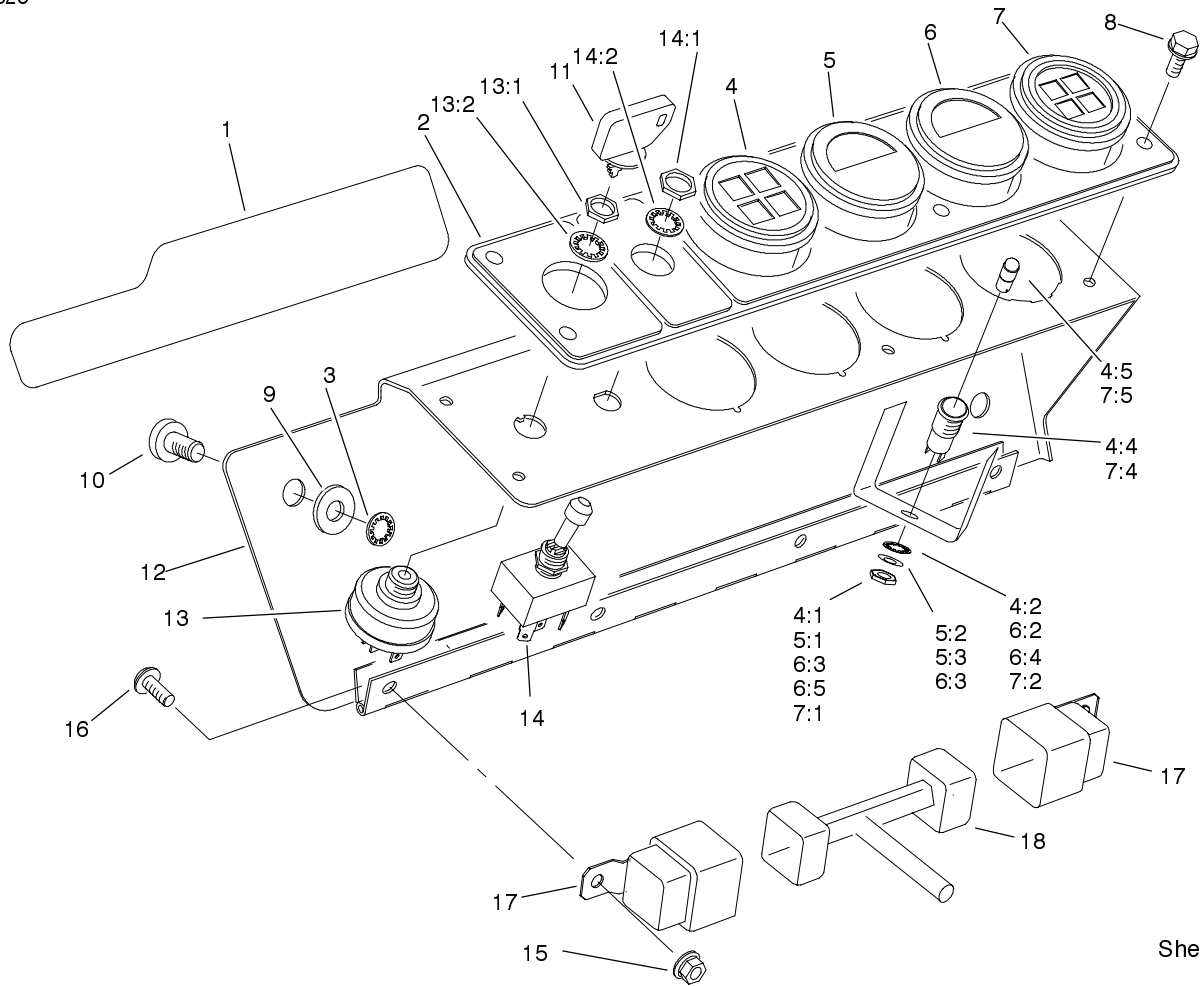
Ref. No.	Part No.	Qty.	Description



Sheet No.:10

Control Console Assembly

Ref. No.	Part No.	Qty.	Description	Ref. No.	Part No.	Qty.	Description
1	233-39	1	Knob-Control	26	3255-8	1	Washer-Lock/Ext
2	76-4300	1	Lever-Throttle	27	3296-47	1	Nut-Lock, NI
3	3290-126	2	Screw	28	3296-42	1	Nut-Lock, NI
4	3296-44	1	Nut-Lock NI	29	3255-7	1	Washer-Lock/Ext
6	52-2900	2	Washer	30	48-7880	1	Nut-Hex
7	94-5627	1	Plug	31	48-7890	1	Nut
8	32128-33	1	Nut-HF	32	3256-35	1	Washer-Flat
9	76-8450	1	Lever-Lift, Boot				
10	76-5260	1	Relay-Glow Plug				
11	76-8440	1	Boot-Throttle				
12	93-9422	1	Panel - Console				
13	83-2280	1	Timer - Delay				
13:1	98-4604	1	R-Clamp				
14	70-1480	3	Relay				
15	32144-86	1	Screw-HH				
16	218-573	2	Fuse-5 Amp				
17	218-581	1	Fuse - 15 Amp, 32 Volt				
18	218-593	1	Fuse-30 Amps				
19	3296-12	2	Nut-Lock				
20	74-5480	1	Cable-Throttle				
21	2412-31	1	Clamp-Boden				
22	32144-4	10	Screw-HH				
23	321-2	1	Screw-HH				
24	3256-78	1	Washer-Flat				
25	77-3970	1	Spacer - Relay				

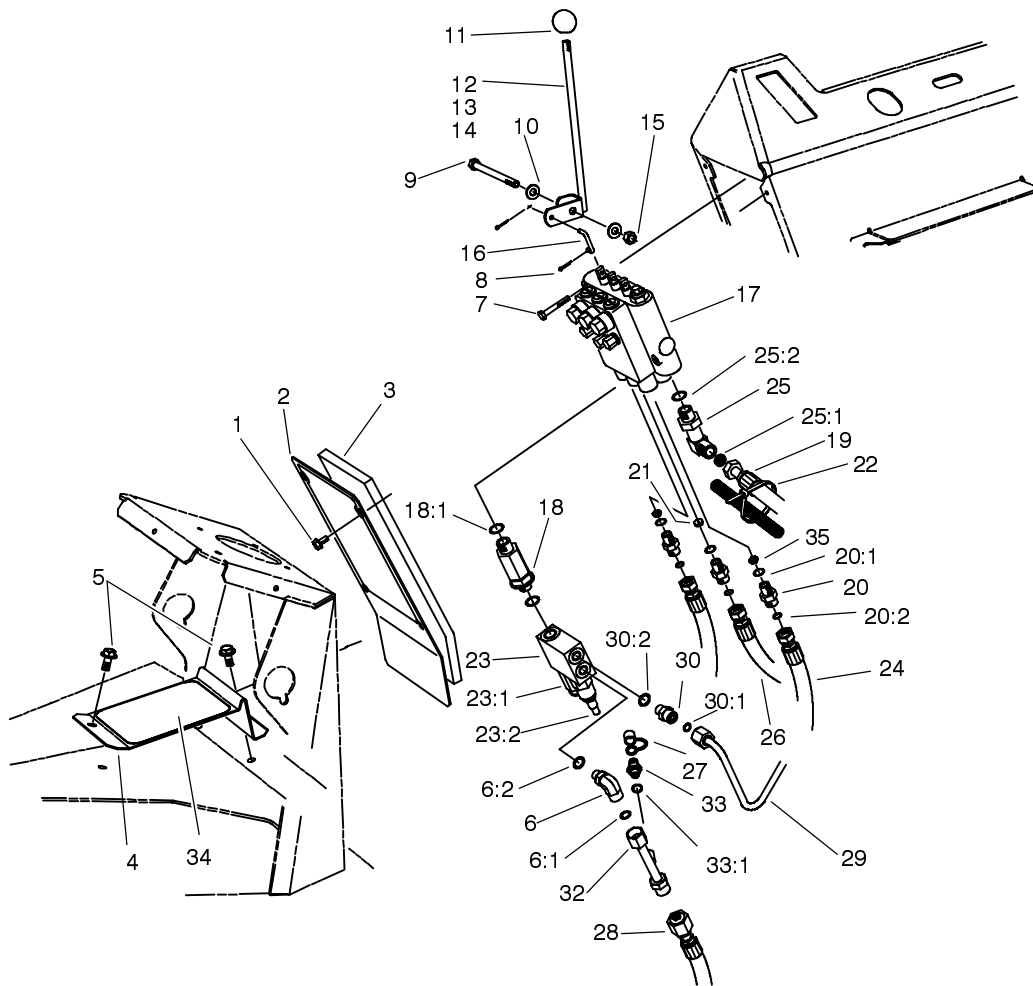


Sheet No.:11
T-3632

Gage Panel Assembly

Ref. No.	Part No.	Qty.	Description
1	92-6564	1	Decal - 4 Matic
2	93-9416	1	Panel - Console, Gauges
3	32151-72	2	Ring-Retaining
4	93-7483	1	Lamp-Cluster
4:1	3217-26	1	Nut-Hex
4:2	3254-1	1	Washer-Lock/Int
4:4	87-6270	4	Socket - Light
4:5	219-17	4	Bulb
5	76-9060	1	Gauge-Temperature
5:1	3219-14	6	Nut-Hex
5:2	3253-2	5	Washer-Lock/Sp
5:3	3256-14	2	Washer-Flat
6	66-2940	1	Gauge-Fuel
6:2	3254-1	2	Washer-Lock/Int
6:3	3217-27	2	Nut-Hex
6:4	3255-24	3	Washer-Lock/Ext
6:5	3217-16	3	Nut-Hex
7	93-7484	1	Cluster-Lamp
7:1	3217-26	1	Nut-Hex
7:2	3254-1	1	Washer-Lock/Int
7:4	87-6270	4	Socket - Light
7:5	219-17	4	Bulb
8	32144-4	6	Screw-HH
9	3256-24	2	Washer-Flat
10	3250-36	2	Screw-PPH

Ref. No.	Part No.	Qty.	Description
11	63-8360	1	Key-Ignition
12	82-3750-03	1	Cover-Console
13	27-2360	1	Switch-Key
13:1	218-446	1	Nut-Hex
13:2	218-447	1	Washer-Lock
14	85-4980	1	Switch-PTO
14:1	3218-19	2	Nut-HJ
14:2	3254-20	1	Washer-Lock/Int
15	32128-33	4	Nut-HF
16	3274-31	4	Screw-HSBH
17	70-1480	2	Relay
18	94-5629	1	Wire Harness PTO Control

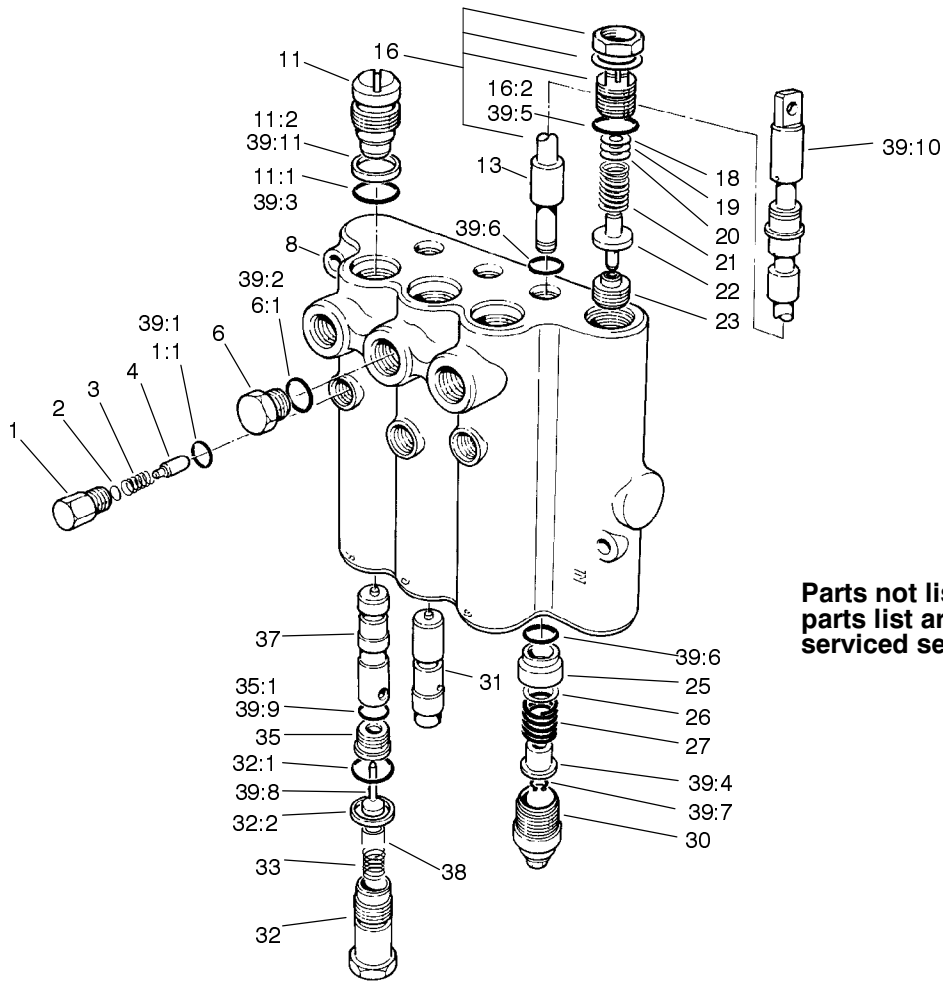


Sheet No.:12

Lift Valve Installation Assembly

Ref. No.	Part No.	Qty.	Description
1	46-6810	4	Screw & Washer ASM
2	76-7090-03	1	Cover-Control, Front
3	76-6270	1	Strip-Foam, Panel
4	82-5300-03	1	Heel-Support
5	32144-11	2	Screw-TAP
6	340-99	1	Fitting-HYD, 90
6:1	237-30	1	O-Ring
6:2	237-42	1	O-Ring
7	321-10	2	Screw-HH
8	3272-1	6	Pin-Cotter
9	323-17	1	Screw-HH
10	3256-24	2	Washer-Flat
11	233-42	3	Knob
12	74-6060	1	Handle
13	74-6050	1	Handle
14	69-7010	1	Lever-Valve, LH
15	3296-39	1	Nut-Lock, NI
16	69-9140	3	Link-Levers, Valve
17	92-7762	1	Valve ASM-Control
18	74-5910	1	Bulkhead-Special
18:1	237-79	2	O-Ring
19	95-4354	1	Hose ASM
20	88-1380	3	Fitting-Adapter
20:1	237-42	1	O-Ring
20:2	237-21	1	O-Ring
21	84-6402	1	Disc - Orifice

Ref. No.	Part No.	Qty.	Description
22	3290-379	1	Tie-Cable
23	86-5440	1	Relief ASM-Dual Wing
23:1	88-1520	1	Cartridge-Relief
23:2	88-1530	1	Cartridge-Relief, Differential
24	86-3190	2	Hose ASM
25	63-4090	1	Fitting
25:1	237-30	1	O-Ring
25:2	237-79	1	O-Ring
26	86-3180	1	Hose Assy
27	353-947	1	Cap-Dust, Rubber
28	86-3230	1	Hose ASM
29	86-5770	1	Tube ASM-Relief Valve
30	340-2	1	Adapter-HYD, Straight
30:1	237-22	1	O-Ring
30:2	237-42	1	O-Ring
32	86-5760	1	Tube ASM-Deck Return
33	354-77	1	Fitting-Quick
33:1	237-78	1	O-Ring
34	76-7040	1	Pad - Foot
35	86-2501	2	Plate-Orifice



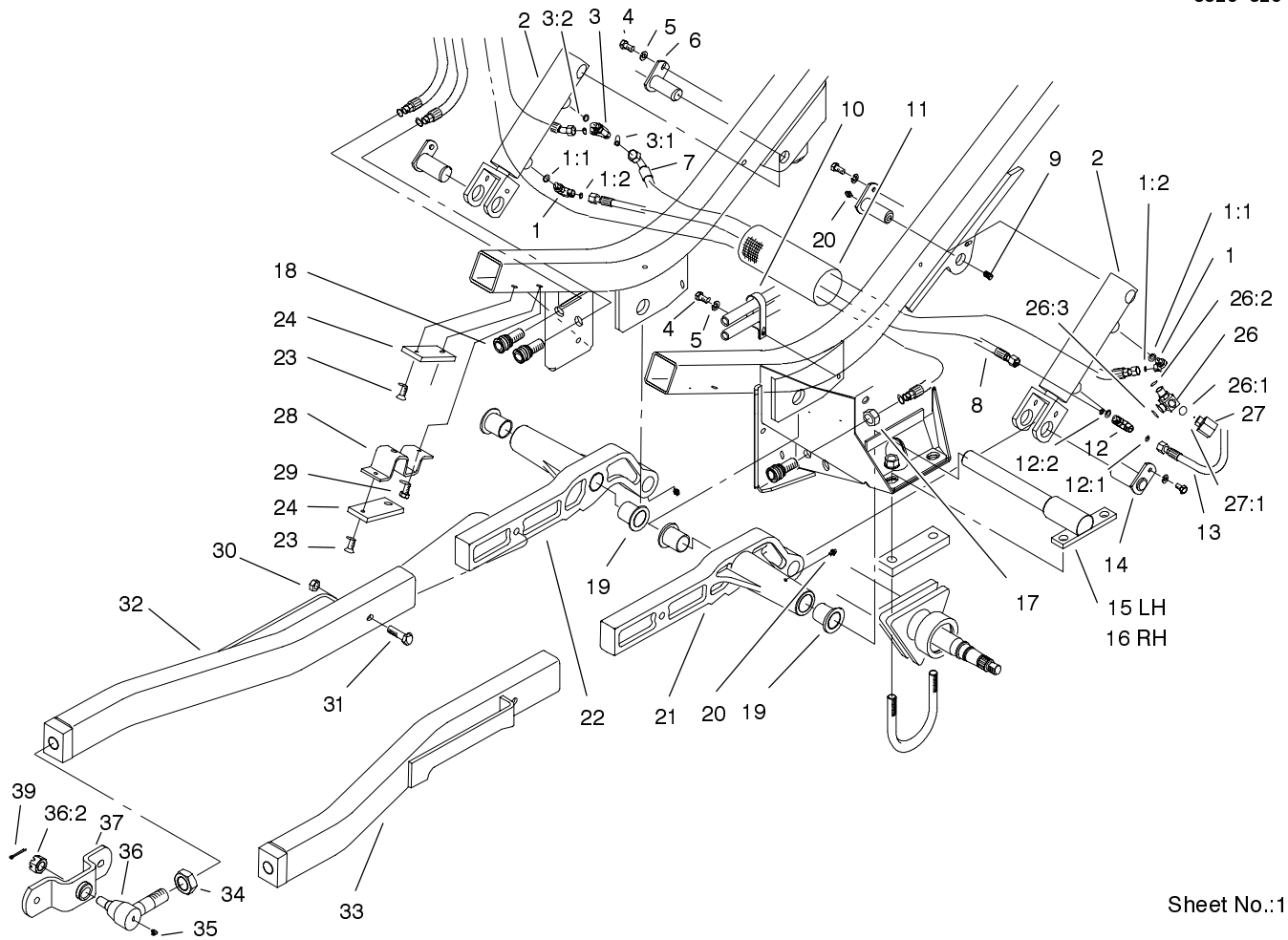
Sheet No.:A5
T-3633

Lift Valve Assembly No. 92-7762

Ref. No.	Part No.	Qty.	Description
1	58-6780	3	Plug
1:1	58-6790	1	O-Ring
2	60-6450	1	Disc
3	58-6760	3	Spring
4	58-6770	3	Plunger
6	353-508	3	Plug
6:1	237-42	1	O-Ring
11	58-6350	3	Plug
11:1	60-5720	1	Ring
11:2	58-6370	1	Washer
16	69-1830	1	Plug ASM
16:2	58-6750	1	O Ring
18	58-6470	1	Washer
19	58-6480	1	Washer
20	58-6490	1	Washer
21	92-2567	1	Spring
22	92-2568	1	Poppet
25	58-6400	3	Bushing
26	58-6700	3	Washer
27	58-6730	3	Spring
30	58-6420	3	Cap
31	84-6430	1	Plunger
32	92-7780	3	Plug ASM
32:1	60-5720	1	Ring
32:2	58-6370	1	Washer
33	92-7778	3	Spring

Ref. No.	Part No.	Qty.	Description
35	58-6330	3	Seat
35:1	58-6340	1	O-Ring
37	84-6420	2	Plunger
38	92-7779	3	Eyelet
*39	60-3780	1	Seal Kit
39:1	58-6790	3	O-Ring
39:2	58-6720	3	O Ring
39:3	60-5720	6	Ring
39:4	58-6310	6	Spacer
39:5	58-6750	1	O Ring
39:6	58-6450	6	O-Ring
39:7	58-6460	3	Ring
39:8	58-6290	3	Poppet
39:9	58-6340	3	O-Ring
39:10	58-6320	3	Wiper
39:11	58-6370	1	Washer

* Not illustrated

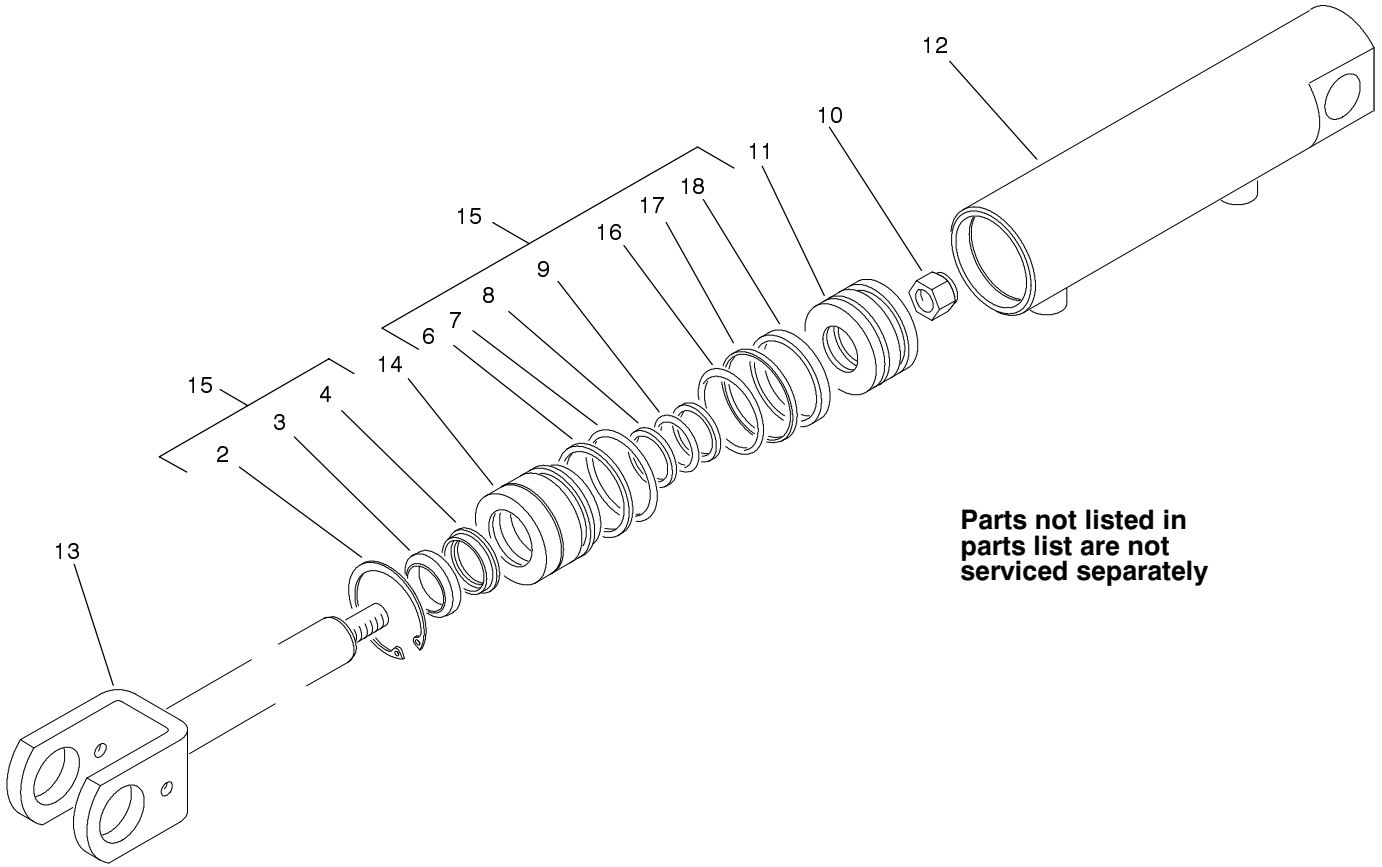


Sheet No.:13

Cylinder and Lift Arm Assembly

Ref. No.	Part No.	Qty.	Description
1	340-132	2	Fitting-HYD, 90
1:1	237-78	1	O-Ring
1:2	237-21	1	O-Ring
2	86-5580	2	HYD Cylinder ASM
3	340-140	1	Adapter-Tee
3:1	237-21	2	O-Ring
3:2	237-78	1	O-Ring
4	322-2	5	Screw-HH
5	3253-4	5	Washer-Lock
6	84-1350	2	Pin-Pivot
7	86-3160	1	Hose ASM
8	86-3200	1	Hose ASM
9	3247-4	2	Screw-Set
10	2412-137	1	Clamp-Tube
11	70-1380	1	Sleeve-Protective
12	340-125	1	Adapter
12:1	237-21	2	O-Ring
12:2	237-78	1	O-Ring
13	86-3170	1	Hose ASM
14	88-1190	2	Pin-Pivot
15	86-2790-03	1	Pin-Pivot, LH
16	88-1200-03	1	Pivot-Pin, RH
17	3220-7	3	Nut-Jam
18	86-5450	3	Coupler
19	68-6480	4	Bushing - Flange
20	302-5	6	Fitting-Grease

Ref. No.	Part No.	Qty.	Description
21	84-0730-03	1	Arm-Lift, LH
22	86-5890-03	1	Arm-Lift, RH
23	32108-58	4	Screw-Pfh
24	69-9300	2	Pad-Bumper
26	93-7217	1	HYD Fitting - Special
26:1	237-42	1	O-Ring
26:2	237-78	1	O-Ring
26:3	237-21	1	O-Ring
27	94-8022	1	Switch - Pressure
27:1	237-42	1	O-Ring
28	93-7204-03	2	Mount - Pad
29	32104-6	4	Screw-HH
30	3296-23	2	Nut-Lock, NI
31	325-11	2	Screw-HH
32	86-2280-01	1	Tube-Carrier, RH
33	86-2320-01	1	Tube-Carrier, LH
34	21-3000-01	2	Nut-Jam, Push Arm
35	302-60	2	Fitting-Lube
36	86-8100-01	2	Joint-Ball
36:2	32136-2	1	Nut-SHH
37	69-7290-01	2	Mount-Joint, Ball
39	3272-12	2	Pin-Cotter



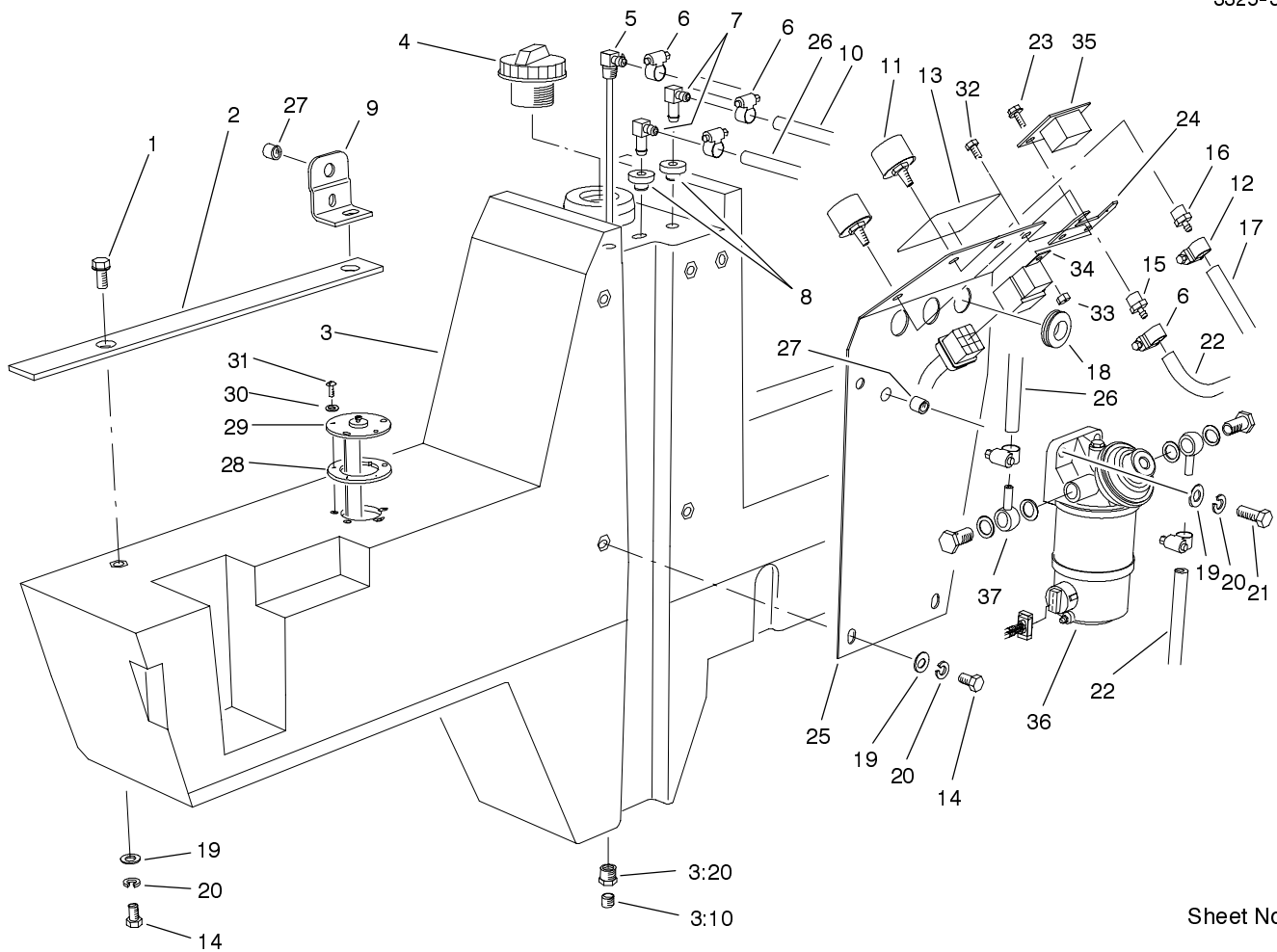
Parts not listed in parts list are not serviced separately

Sheet No.:A6
T-3635

Hydraulic Cylinder Assembly No. 86-5580

Ref. No.	Part No.	Qty.	Description
10	88-3590	1	Nut-Lock
11	88-3600	1	Piston
12	88-3610	1	Barrel ASM
13	88-3620	1	Rod ASM
14	88-3630	1	Head-Snap Ring
15	88-3640	1	Kit-Seal

Ref. No.	Part No.	Qty.	Description

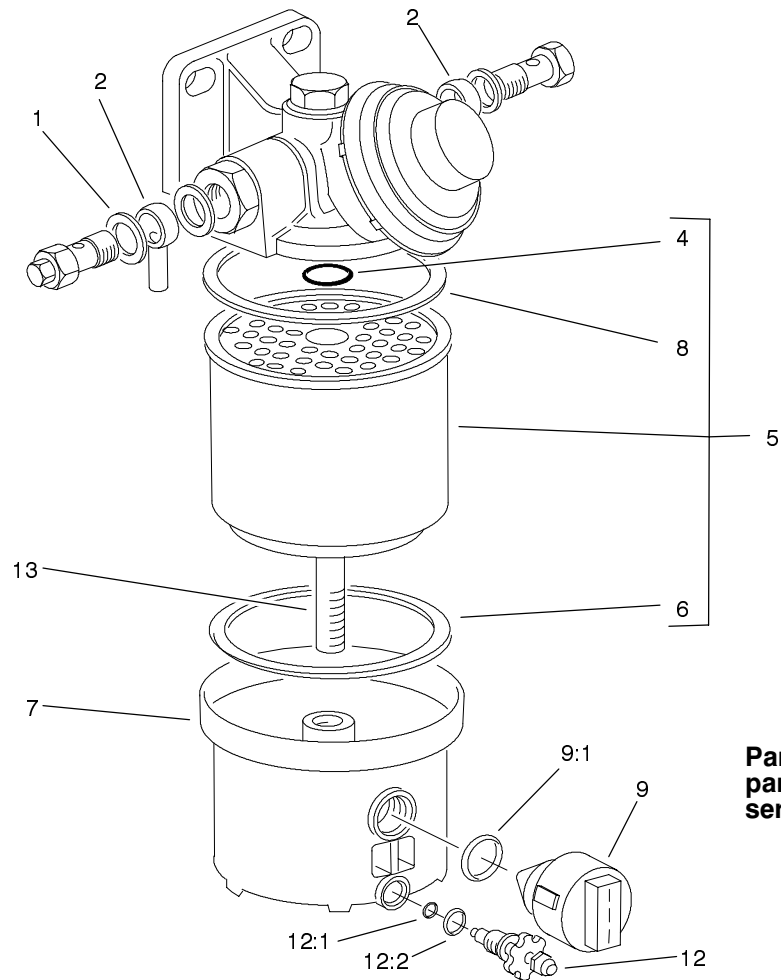


Sheet No.:14

Fuel Tank Assembly

Ref. No.	Part No.	Qty.	Description
1	3234-12	2	Screw-HHF
2	76-9790	1	Foam - Fuel Tank
3	74-5580	1	Tank-Fuel
3:10	285-22	1	Plug-Pipe
3:20	2812-1	1	Bushing-Pipe
4	93-3102	1	Cap-Fuel
5	76-6600	1	Pipe-Stand
6	2412-108	6	Clamp-Worm
7	46-6550	2	Fitting-HYD, 90
8	46-6560	2	Bushing
9	82-3660	1	Bracket - Cover
10	63-7627	1	Hose-Fuel
11	68-6150	2	Breather-Air
12	2412-36	1	Clamp-Hose
13	93-9420	1	Decal - Caution Fuel
14	323-4	7	Screw-HH
15	354-95	1	Hose-Female, Barb
16	354-94	1	Hose-Female, Barb
17	74-9122	1	Hose-Overflow, Radiator
18	240-6	3	Grommet-Rubber
19	3256-24	9	Washer-Flat
20	3253-21	9	Washer-Lock
21	323-7	2	Screw-HH
22	63-7622	2	Hose-Fuel
23	32144-18	2	Screw-HH

Ref. No.	Part No.	Qty.	Description
24	94-5614-03	1	Bracket - Hour Meter
25	76-6590-03	1	Plate - Fuel Tank
26	63-7626	1	Hose-Fuel
27	32148-9	3	Nut-Insert
28	62-7650	1	Gasket
29	74-5860	1	Sender-Fuel
30	3253-15	5	Washer-Lock/Sp
31	32122-24	5	Screw-Pth
32	321-3	2	Screw-HH
33	3296-42	2	Nut-Lock, NI
34	70-1480	1	Relay
35	75-6820	1	Hourmeter
36	76-5300	1	Fuel Filter ASM
37	76-5190	2	Fitting-Adj

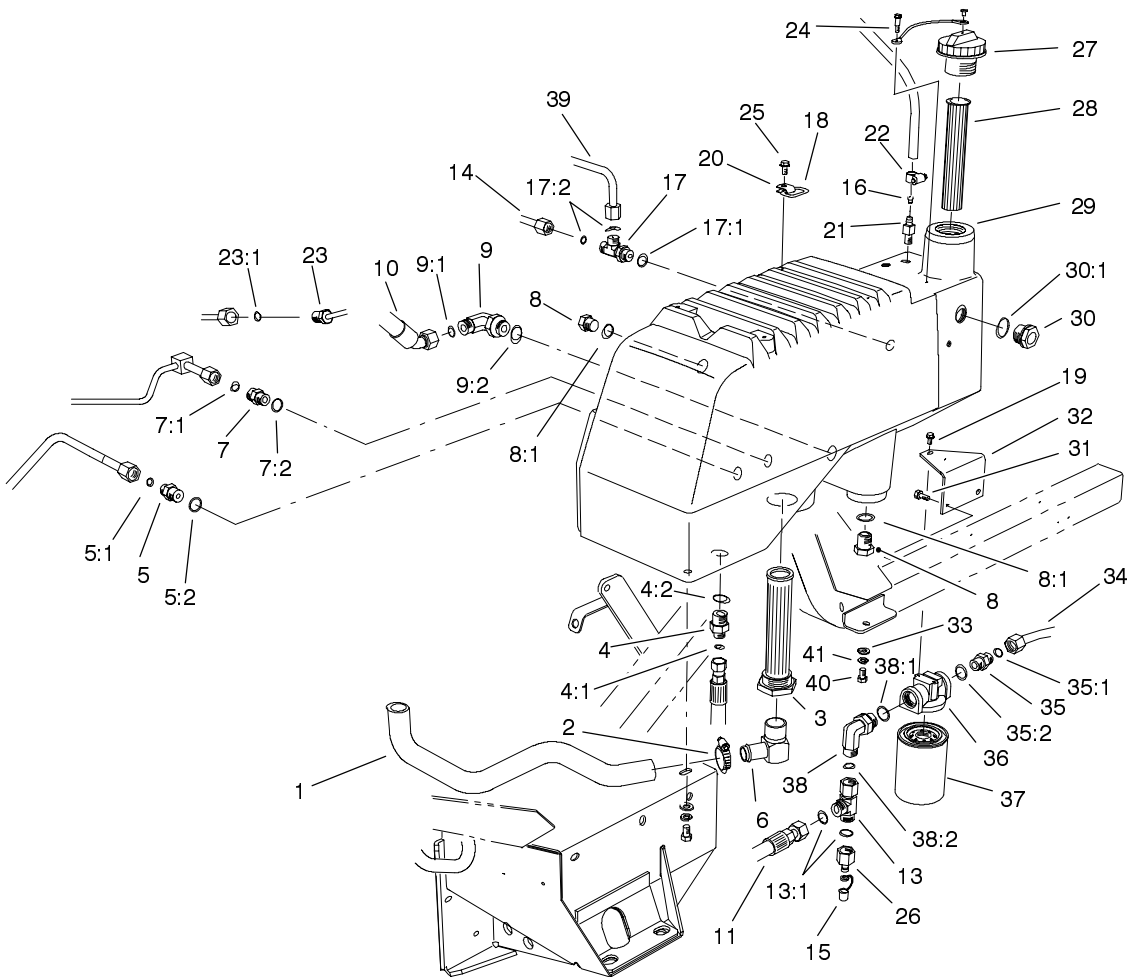


Sheet No.:A7
T-3486

Fuel Filter Assembly No. 76-5300

Ref. No.	Part No.	Qty.	Description
1	76-5180	4	Washer-Copper
2	76-5190	2	Fitting-Adj
5	76-5220	1	Element-Filter
9	76-5320	1	Probe-Water Sensor
9:1	94-8025	1	O-Ring
12	94-8026	1	Screw-Vent
12:1	94-8027	1	O-Ring
12:2	94-8028	1	O-Ring

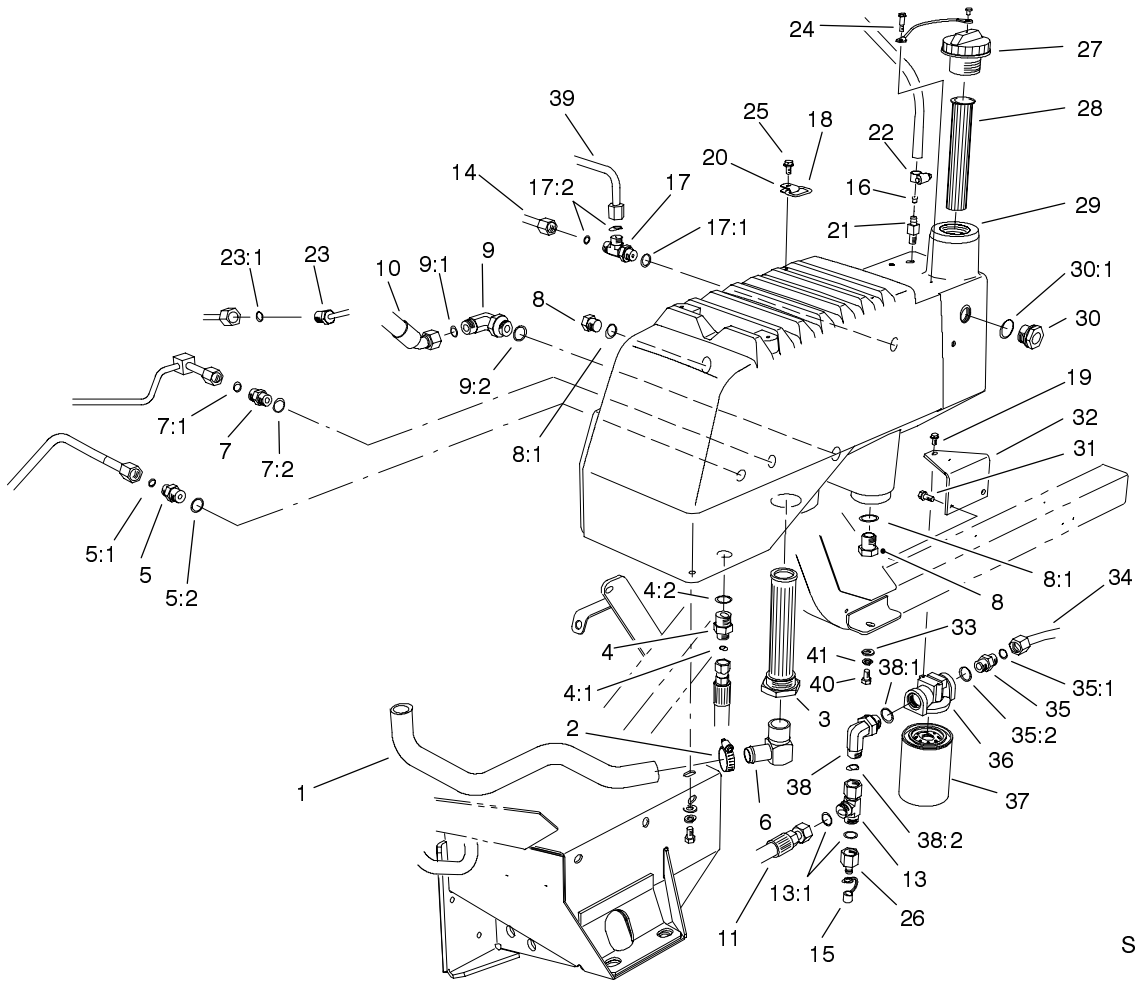
Ref. No.	Part No.	Qty.	Description



Sheet No.:15

Hydraulic Reservoir Assembly

Ref. No.	Part No.	Qty.	Description	Ref. No.	Part No.	Qty.	Description
1	86-2800	1	Hose-Suction	17:1	237-79	1	O-Ring
2	2412-34	1	Clamp-Hose	17:2	237-30	2	O-Ring
3	75-0550	1	Suction-Strainer	18	249-49	4	D-Ring
4	340-141	1	Fitting	19	3234-13	2	Screw-HHF
4:1	237-22	1	O-Ring	20	76-9950	4	Bracket - Ring
4:2	237-80	1	O-Ring	21	354-103	1	Hose-Male, Barb
5	340-6	1	Fitting-HYD, Straight	22	2412-36	1	Clamp-Hose
5:1	237-30	1	O-Ring	23	94-8298	1	Tube ASM - Oil Cooler
5:2	237-80	1	O-Ring	23:1	237-30	1	O-Ring
6	354-87	1	Fitting-HYD, 90	24	57-5420	1	Screw-Shoulder
7	340-4	1	Adapter	25	32144-4	4	Screw-HH
7:1	237-30	1	O-Ring	26	86-5860	1	Nipple
7:2	237-79	1	O-Ring	27	93-7160	1	Cap-Oil, HYD
8	353-551	2	Plug-HH	28	61-2790	1	Filter-Screen
8:1	237-80	1	O-Ring	29	82-3700	1	Reservoir-HYD
9	340-17	1	Adapter	30	69-1170	1	Glass-Sight
9:1	237-65	1	O-Ring	30:1	237-81	1	O-Ring
9:2	237-80	1	O-Ring	31	32144-11	2	Screw-TAP
10	86-3150	1	Hose ASM	32	92-5840-03	1	Bracket-Filter Mounting
11	86-5500	1	Hose ASM	33	240-11	3	Grommet-Mount, Tank
13	340-147	1	Fitting-HYD, Tee	34	74-6400	1	Tube ASM - Filter Line
13:1	237-65	3	O-Ring	35	340-8	1	Adapter
14	74-6230	1	Tube ASM				
15	353-947	1	Cap-Dust, Rubber				
16	74-4080	1	Orifice				
17	340-109	1	Fitting-HYD				

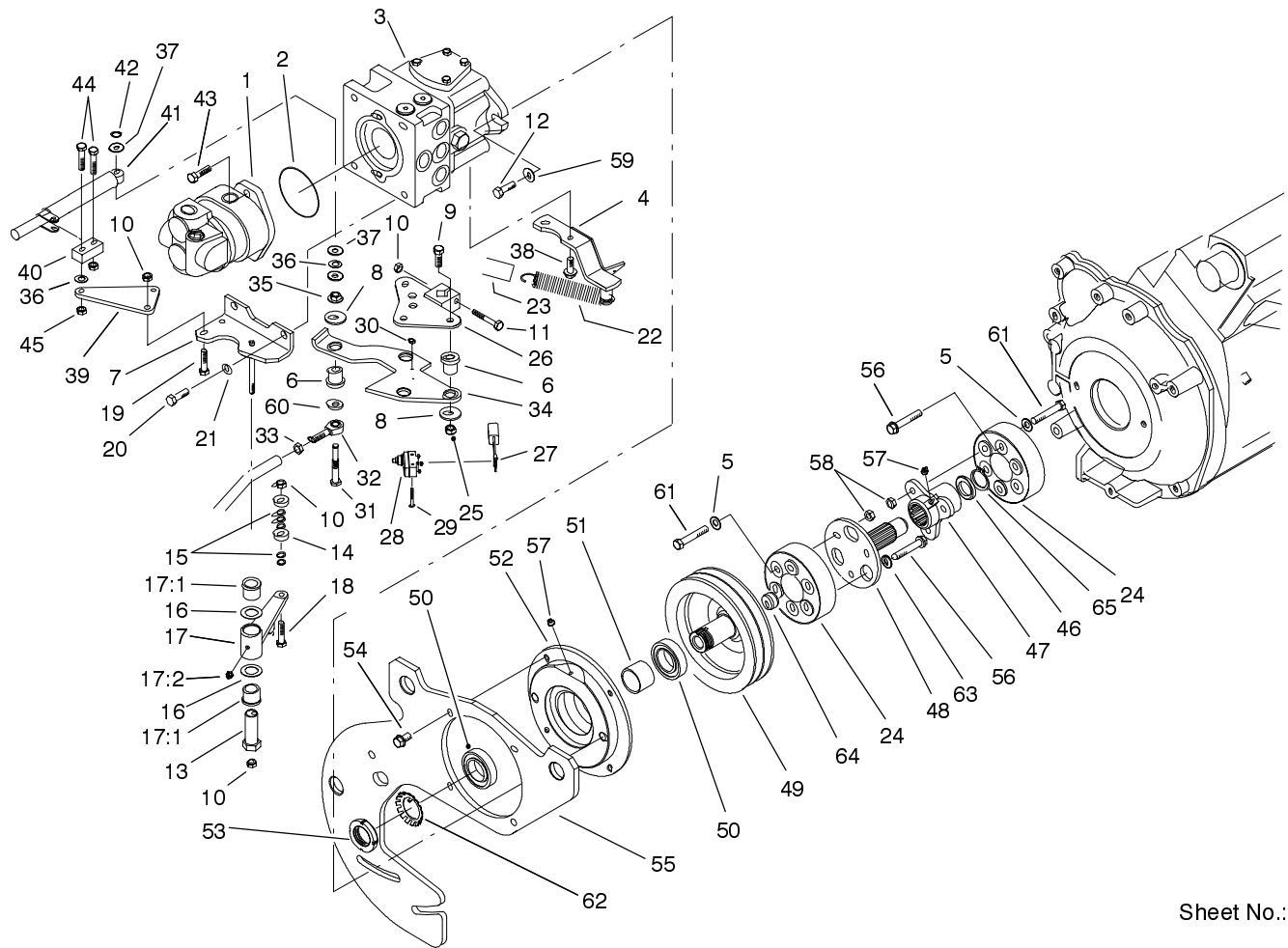


Sheet No.:15

Hydraulic Reservoir Assembly (Continued)

Ref. No.	Part No.	Qty.	Description
35:1	237-65	1	O-Ring
35:2	237-81	1	O-Ring
36	92-5821	1	Filter Head ASM
37	86-3010	1	Filter-Oil, Transmission
38	340-139	1	Fitting-HYD, 90
38:1	237-81	1	O-Ring
38:2	237-65	1	O-Ring
39	86-5810	1	Tube ASM-Velocity
40	323-5	3	Screw-HH
41	63-8410	3	Washer

Ref. No.	Part No.	Qty.	Description

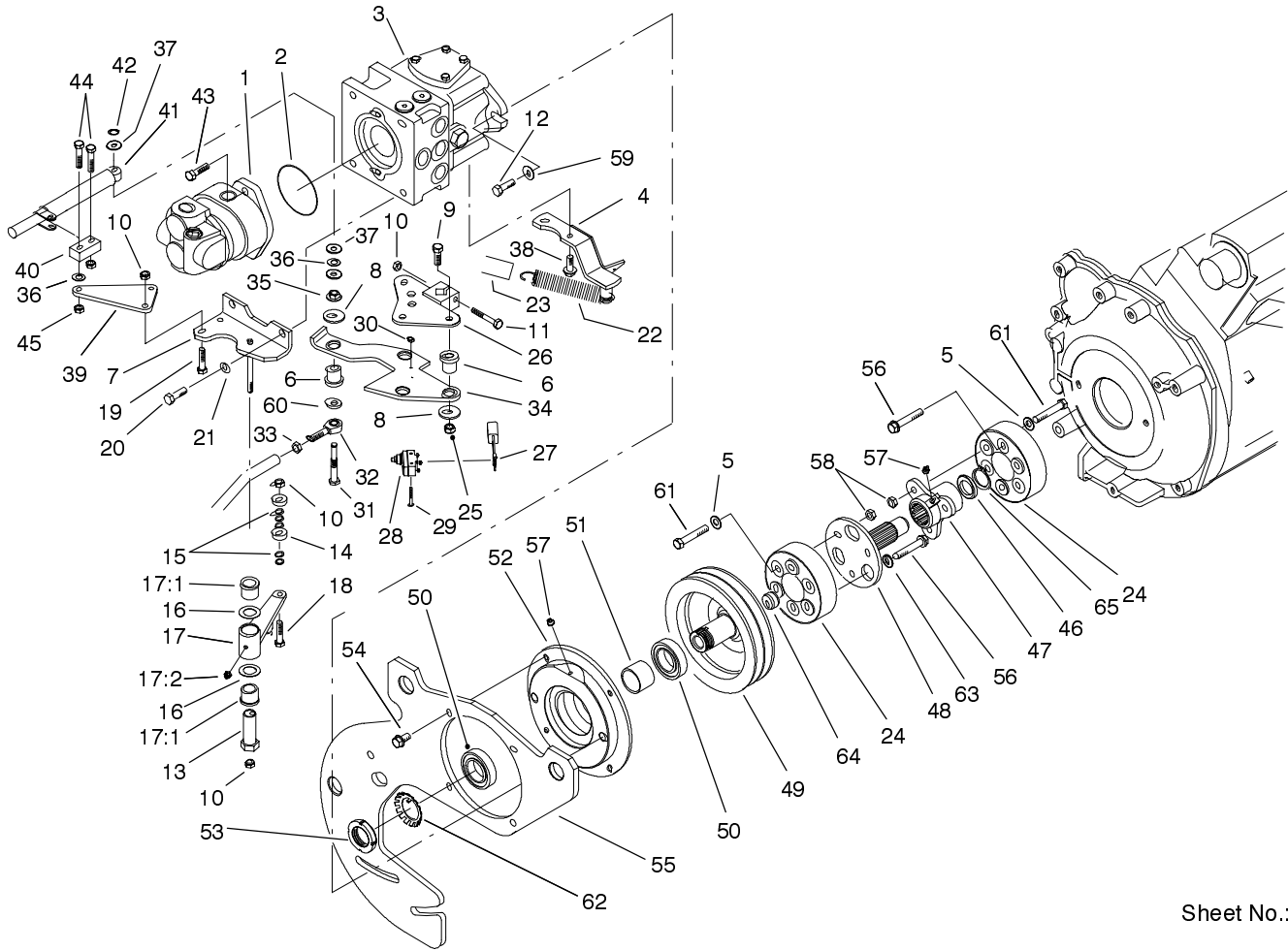


Sheet No.:16

Hydraulic Pump Installation Assembly

Ref. No.	Part No.	Qty.	Description
1	94-8297	1	Pump-Gear
2	237-161	1	O-Ring
3	86-5590	1	Pump ASM
4	84-1380-03	1	Anchor-Spring
5	3256-24	6	Washer-Flat
6	63-9751	4	Mount
7	95-4352-03	1	Bracket-Neutral
8	63-8410	4	Washer
9	3296-59	3	Nut-Lock NI
10	3296-29	5	Nut-Lock
11	322-10	1	Screw-HH
12	3213-2	2	Screw-HH
13	76-8640	1	Stud-Traction
14	251-307	2	Bearing-Ball
15	75-5470	5	Spacer-Bearing
16	3-6498	2	Washer-Thrust
17	92-2581	1	Neutral Switch Arm ASM
17:1	256-113	2	Bushing-Flange
17:2	302-5	1	Fitting-Grease
18	322-7	1	Screw-HH
19	322-5	2	Screw-HH
20	324-4	2	Screw-HH
21	3253-6	2	Washer-Lock/Sp
22	76-9430-03	1	Spring-Extention
23	84-1480	1	Hose-Dampener

Ref. No.	Part No.	Qty.	Description
24	86-3040	2	Coupler-Drive Line
25	323-29	3	Screw-HH
26	82-5180-03	1	Control-Pump
27	86-3020	1	Wire-Neutral Switch
28	29-6163	1	Switch-Micro
29	3249-11	2	Screw
30	3296-9	2	Nut-Lock NI
31	82-5280	1	Shaft - Pivot
32	2411-36	1	Bearing-End, Rod
33	3220-3	1	Nut-Jam
34	88-1470-03	1	Plate-Control, Pump
35	3290-357	1	Nut-Flange, Lock
36	3290-477	2	Washer-Curved
37	3256-71	3	Washer-Flat
38	32144-26	2	Screw-Flow
39	95-4351-03	1	Plate - Pivot
40	76-9760	1	Damper-Pivot
41	76-8870	1	Lever Damper ASM
42	32151-73	1	Ring-Clip
43	323-7	2	Screw-HH
44	322-6	2	Screw-HH
45	3296-47	2	Nut-Lock, NI
46	253-43	1	Seal-Oil
47	84-1330-03	1	Hub-Splined
48	84-1030-03	1	Shaft-Drive
49	84-0170-03	1	Pulley-PTO

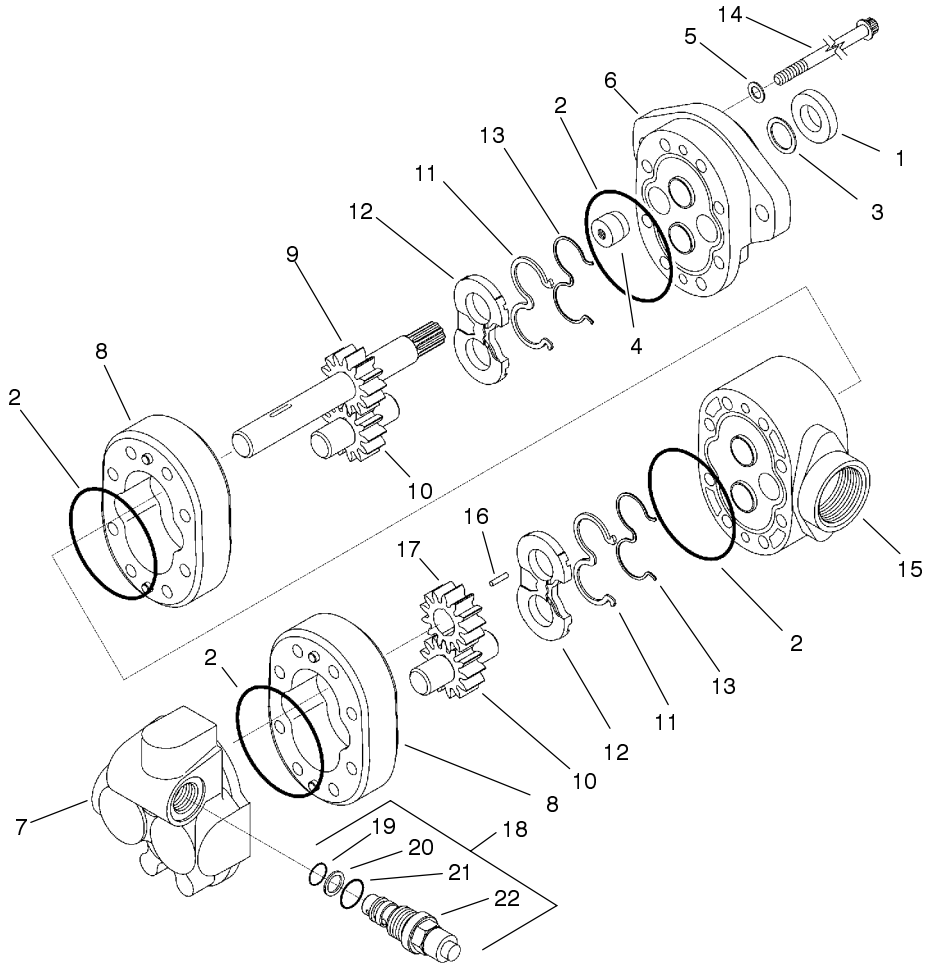


Sheet No.:16

Hydraulic Pump Installation Assembly (Continued)

Ref. No.	Part No.	Qty.	Description
50	251-314	2	Ball Bearing
51	86-5940	1	Spacer-Bearing, Upper
52	84-0750-03	1	Housing-Bearing, PTO
53	88-1430	1	Locknut-Bearing
54	3234-1	4	Screw-HHF
55	86-2830-03	1	Plate-Adapter, Main
56	100-2592	6	Screw-Hfh
57	302-5	2	Fitting-Grease
58	3296-39	6	Nut-Lock, NI
59	3256-26	2	Washer-Flat
60	3256-3	1	Washer-Flat
61	323-45	6	Screw-HH
62	88-1440	1	Washer-Lock
63	80-7730	3	Spacer
64	92-1351	1	Plug-Pulley
65	32120-74	1	Snap-Ring

Ref. No.	Part No.	Qty.	Description



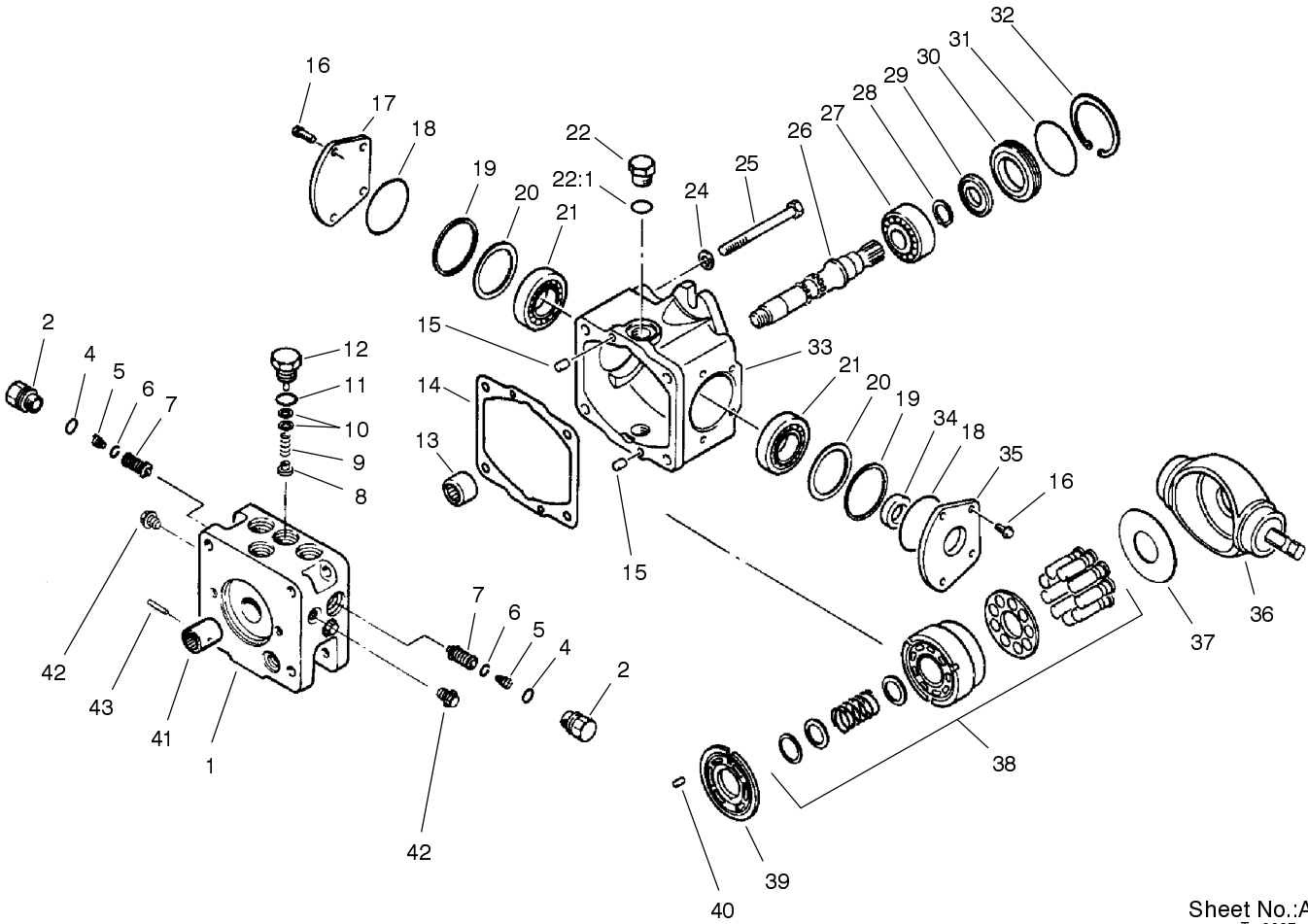
Parts not listed in parts list are not serviced separately

Sheet No.:A8
T-3636

Gear Pump Assembly No. 94-8297

Ref. No.	Part No.	Qty.	Description
1	49-2640	1	Seal-Shaft
2	56-6710	4	O-Ring - Motor, Gear
3	60-5890	1	Washer
4	94-3011	1	Plug
5	94-8160	4	Washer
6	95-4362	1	Plate-Front
7	95-4363	1	Backplate
8	95-4364	2	Body
9	95-4365	1	Gear-Drive
10	95-4366	2	Gear-Idler
11	95-4367	2	Gasket-Back-Up
12	95-4368	2	Plate-Wear
13	95-4369	2	Seal
14	95-4370	8	Screw - Cap
15	95-4371	1	Plate - Adaptor
16	95-4372	1	Key
17	95-4373	1	Gear-Fit, Slip
18	95-4374	1	Valve - Relief

Ref. No.	Part No.	Qty.	Description

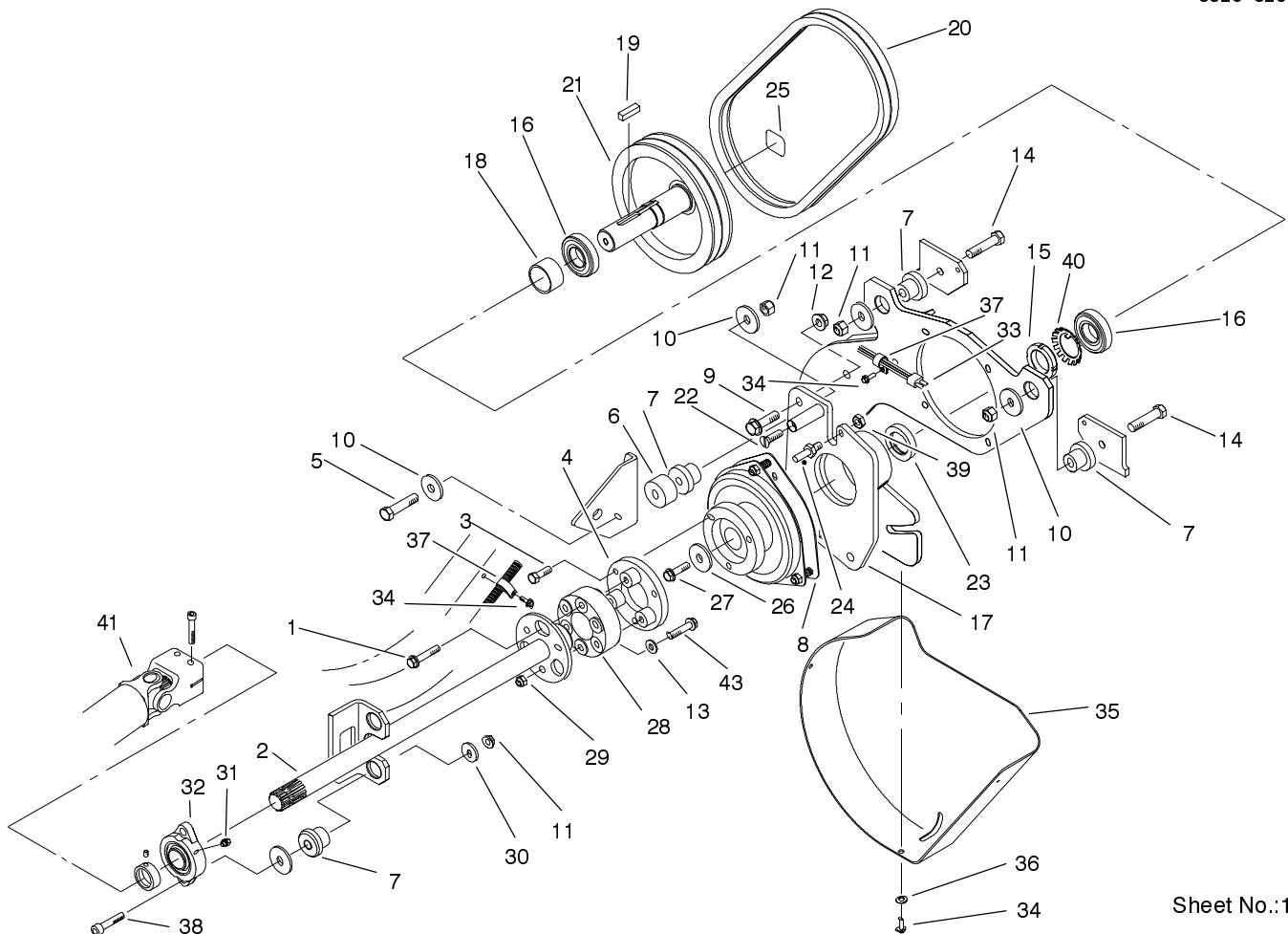


Sheet No.:A9
T-3637

Traction Pump Assembly No. 86-5590

Ref. No.	Part No.	Qty.	Description
1	92-1354	1	Cap-End
2	92-1355	2	Plug - Special
4	75-0240	2	O-Ring
5	75-0140	2	Spring-Conical
6	84-0550	2	Ring - Retaining
7	92-1356	2	Valve-Screw
8	84-0480	1	Poppet-Relief, Charg
9	84-0490	1	Spring - Compression
10	92-1353	1	Kit-Shim
11	28-3570	1	O-Ring
12	84-0500	1	Plug ASM - Charge Relief
13	75-0500	1	Bearing-Needle
14	84-0210	1	Gasket - End Cap
15	75-0480	2	Pin
16	84-0460	8	Screw - Thread Rolling
17	84-0440	2	Cover - Trunnion
18	84-0430	4	O-Ring
19	84-0270	4	Spacer - Trunnion
20	84-0570	4	Shim-Trunnion, Composite
21	84-0260	4	Bearing - Taper Roller
22	353-551	3	Plug-HH
22:1	237-80	1	O-Ring
24	84-0360	8	Washer

Ref. No.	Part No.	Qty.	Description
25	84-0330	8	Screw - HH
26	84-0300	1	Shaft - Pump
27	84-0310	1	Bearing - Ball
28	84-0320	1	Ring - Retaining
29	84-0400	1	Seal - Lip
30	84-0410	1	Carrier - Seal
31	28-3520	1	O-Ring
32	84-0380	2	Ring-Retaining, Internal
33	84-0240	1	Housing - Pump
34	84-0470	2	Seal - Lip
35	84-0450	1	Cover - Trunnion
36	84-0250	1	Swashplate - Variable
37	75-0400	1	Plate-Thrust
38	75-0470	1	Kit-Block, Cylinder
39	84-0280	1	Plate - Valve, RH
40	75-0510	1	Pin
41	92-1358	1	Coupling - 9 Tooth
42	92-1352	3	Plug
43	92-1357	1	Pin

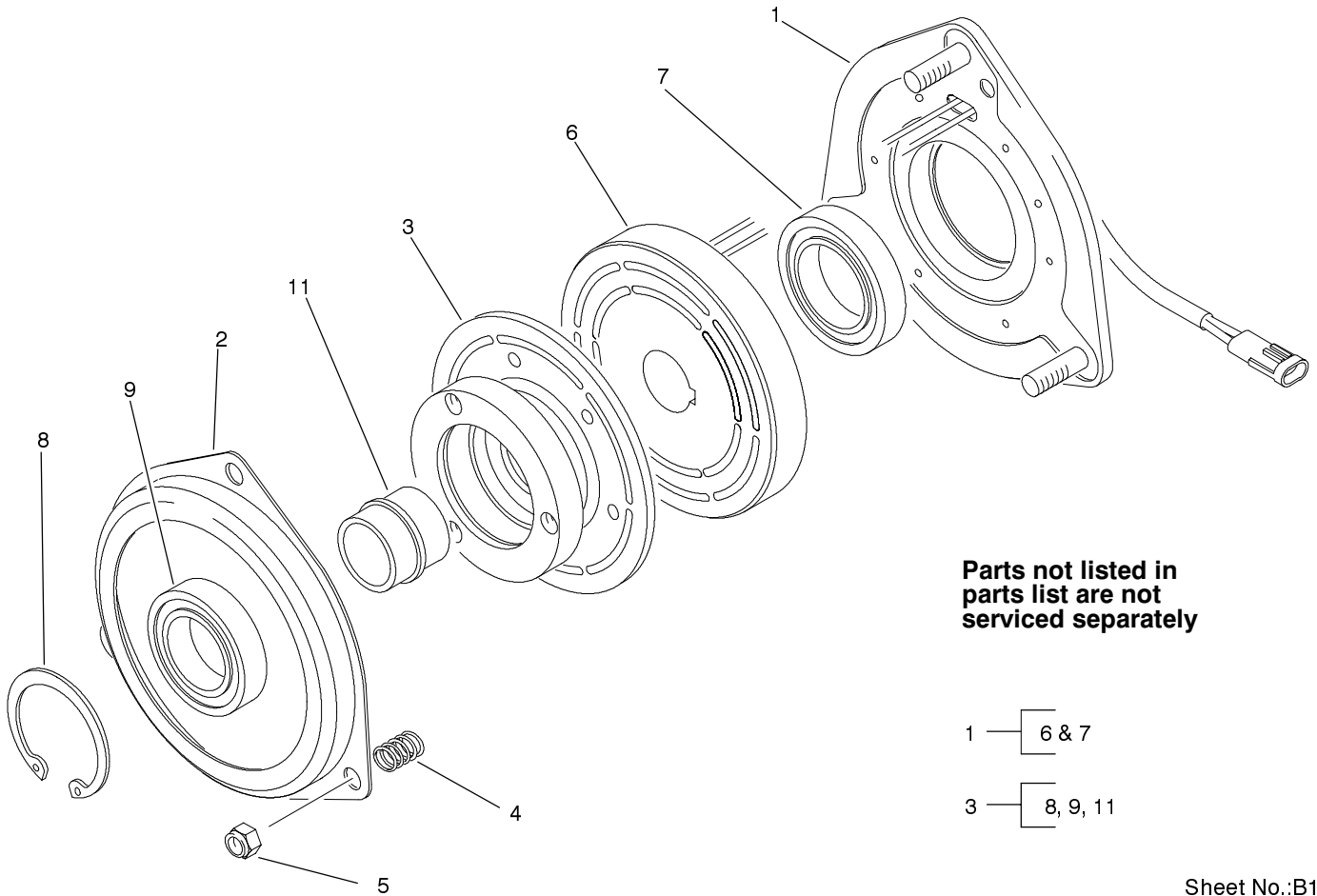


Sheet No.:17

Deck Drive Components Assembly

Ref. No.	Part No.	Qty.	Description
1	100-2592	3	Screw-Hfh
2	84-1320-03	1	Shaft-PTO
3	33115-030	3	Screw-HH
4	104-2350-03	1	Adapter-Clutch
5	325-14	1	Screw-HH
6	84-1570	1	Spacer-Plate
7	84-1550	5	Mount-Rubber
8	98-7250	1	Clutch-PTO
9	3234-22	3	Screw-HHF
10	84-1560	4	Washer-Thrust
11	3296-25	5	Nut-Lock NI
12	32128-49	3	Nut-HHF
13	3256-24	3	Washer-Flat
14	325-9	2	Screw-HH
15	88-1450	1	Locknut-Bearing
16	251-310	2	Bearing-Ball
17	92-5818-03	1	Housing
18	88-1140	1	Spacer-Bearing, Lower
19	84-1540	1	Key-Clutch
20	88-1170	1	V-Belt (Matched Set)
21	84-0180-03	1	Pulley - Lower
22	88-1510	1	Screw-Special
23	100-2599	1	Spacer-Clutch
24	92-5817	1	Pin - Clutch Stop
25	93-9356	1	Decal-Warning, Belt

Ref. No.	Part No.	Qty.	Description
26	84-1580	1	Washer-Clutch
27	3234-19	1	Screw-Hfh
28	86-3040	1	Coupler-Drive Line
29	3296-39	3	Nut-Lock, NI
30	86-1990	4	Washer
31	302-60	1	Fitting-Lube
32	86-5620	1	Bearing-Ball, 2 Bolt Flange
33	104-7414	1	Wire Harness-Main
34	32144-11	5	Screw-TAP
35	88-1280	1	Cover-Belt, Lower
36	3256-70	3	Washer-Flat
37	2412-109	2	Clip - J
38	3274-71	2	Screw-HSH
39	3296-47	1	Nut-Lock, NI
40	88-1460	1	Washer-Lock
41	86-1730	1	Driveshaft
43	323-45	3	Screw-HH



Parts not listed in parts list are not serviced separately

1 — 6 & 7

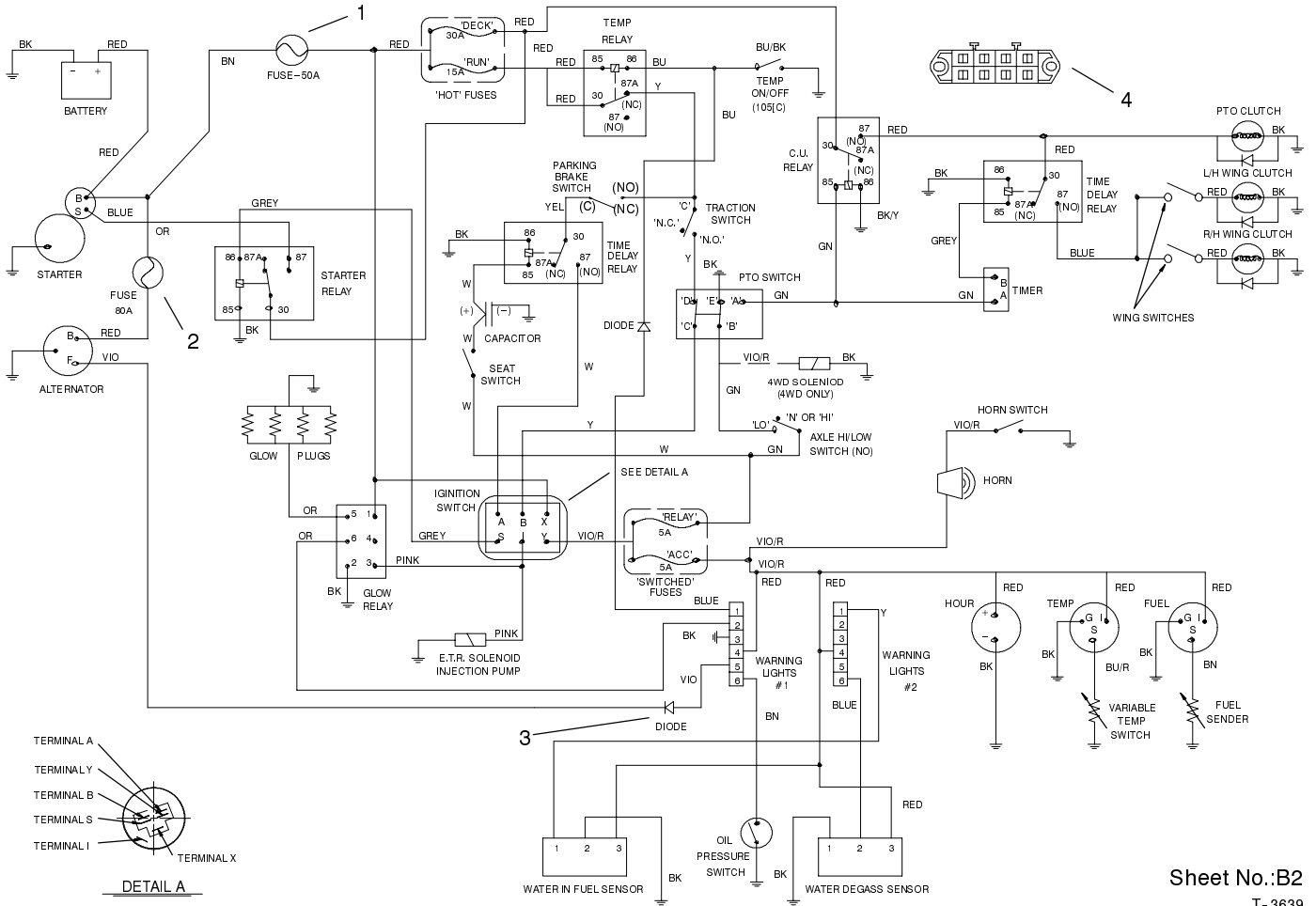
3 — 8, 9, 11

Sheet No.:B1
T-3638

Clutch Assembly No. 98-7250

Ref. No.	Part No.	Qty.	Description
1	88-1610	1	Field & Rotor ASM
2	88-1370	1	Plate-Brake
3	98-7253	1	Armature ASM
4	44-8320	3	Spring
5	3296-6	3	Nut-Lock, NI

Ref. No.	Part No.	Qty.	Description

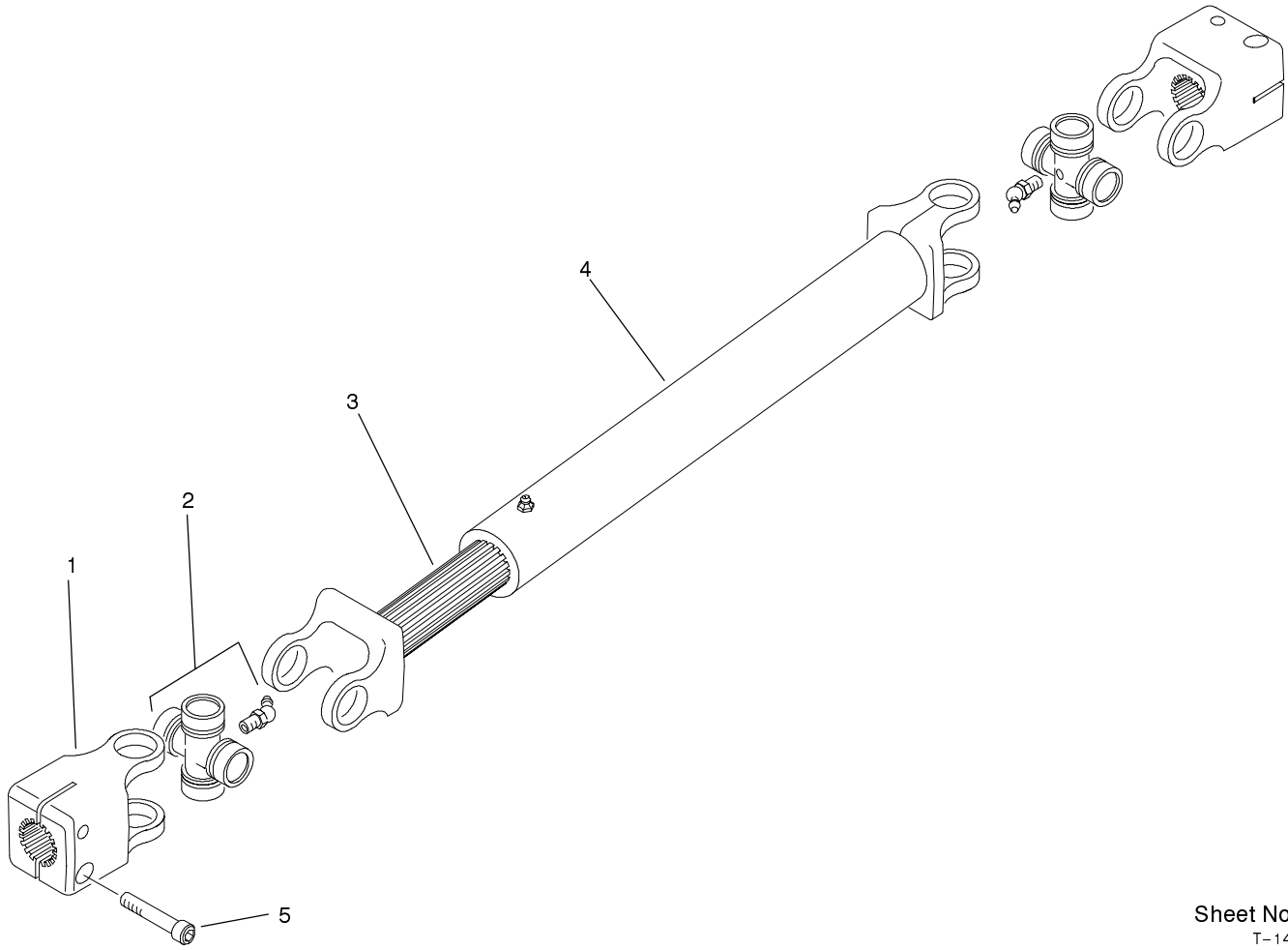


Sheet No.:B2
T-3639

Electrical Schematic Assembly No. 104-7414

Ref. No.	Part No.	Qty.	Description
1	94-8002	1	Fuse - Blade
2	94-8001	1	Fuse - 80 Amp
3	86-7470	2	Diode ASM
4	67-7160	1	Fuse Block

Ref. No.	Part No.	Qty.	Description

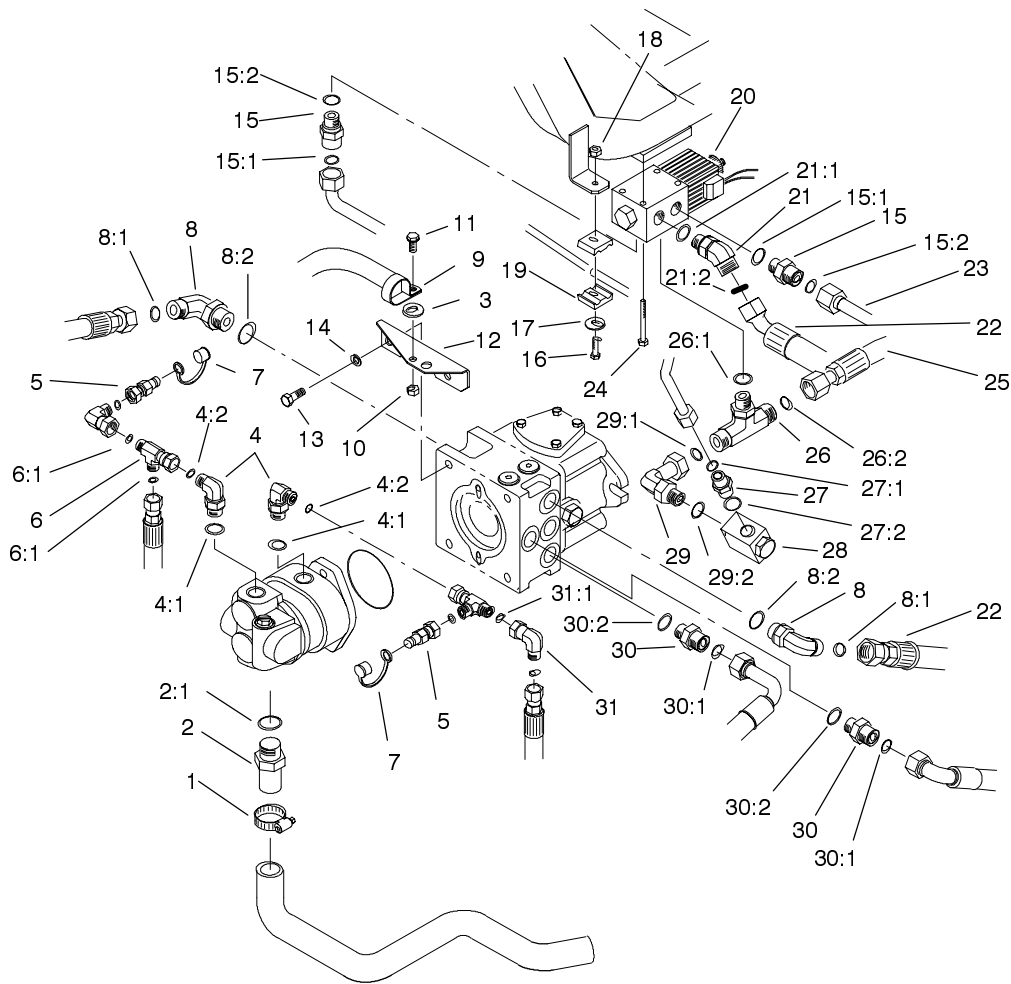


Sheet No.:B3
T-1465

Driveshaft Assembly No. 86-1730

Ref. No.	Part No.	Qty.	Description
1	86-1150	2	Yoke-End
2	86-1160	2	Kit-Joint, Universal
3	86-1170	1	Shaft-Yoke, Slip
4	86-1180	1	Tube-Yoke, Slip
5	3273-17	4	Screw-HSH

Ref. No.	Part No.	Qty.	Description
----------	----------	------	-------------

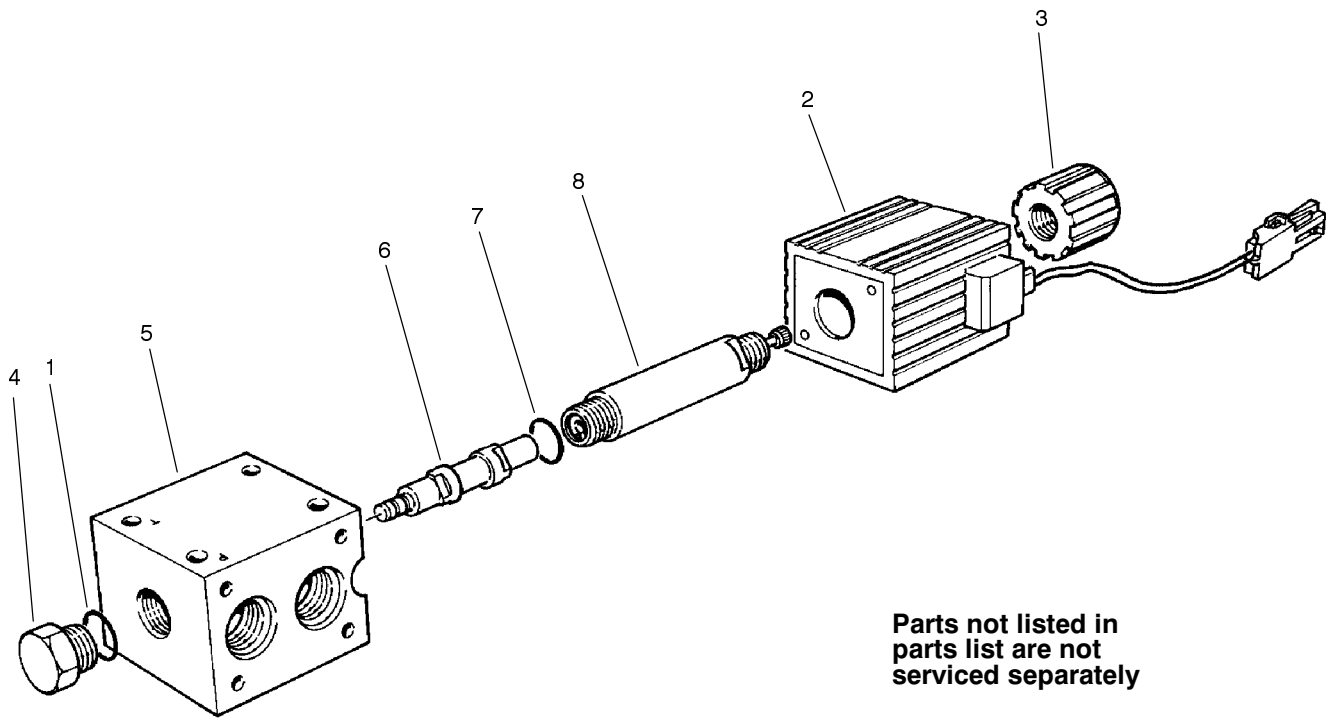


Sheet No.:18

Hydraulic Pump Fittings Assembly

Ref. No.	Part No.	Qty.	Description
1	2412-34	1	Clamp-Hose
2	95-4356	1	Fitting
2:1	237-71	1	O-Ring
3	80-7730	1	Spacer
4	340-18	2	Fitting-HYD, 90°
4:1	237-79	1	O-Ring
4:2	237-22	1	O-Ring
5	86-5480	2	Nipple-Test
6	340-115	2	Fitting-Tee
6:1	237-22	2	O-Ring
7	354-79	2	Cap-Fitting, Yellow
8	340-17	2	Adapter
8:1	237-65	1	O-Ring
8:2	237-80	1	O-Ring
9	2412-104	1	R Clamp
10	32128-20	1	Nut-HF
11	322-5	1	Screw-HH
12	88-1290-03	1	Bracket-Seat Rod
13	324-4	2	Screw-HH
14	3253-6	2	Washer-Lock/Sp
15	340-155	2	Fitting-HYD
15:1	237-79	1	O-Ring
15:2	237-151	1	O-Ring
16	322-6	1	Screw-HH
17	3256-71	1	Washer-Flat
18	3296-47	1	Nut-Lock, NI

Ref. No.	Part No.	Qty.	Description
19	56-7973	2	Clamp-Tube
20	76-9970	1	Valve - 4wd
21	340-55	1	Fitting-HYD, 45°
21:1	237-79	1	O-Ring
21:2	237-65	1	O-Ring
22	92-5828	1	Hose ASM
23	86-2770	1	Tube-ASM, 4wd
24	321-15	2	Screw-HH
25	86-2710	1	Hose ASM
26	340-157	1	Fitting-HYD
26:1	237-79	1	O-Ring
26:2	237-30	2	O-Ring
27	340-4	1	Adapter
27:1	237-30	1	O-Ring
27:2	237-79	1	O-Ring
28	84-0720	1	Valve-Velocity Fuse
29	340-165	1	Fitting-HYD, Elbow
29:1	237-30	1	O-Ring
29:2	237-79	1	O-Ring
30	340-7	2	Adapter
30:1	237-65	1	O-Ring
30:2	237-80	1	O-Ring
31	340-159	2	Fitting-HYD, 90°
31:1	237-22	2	O-Ring

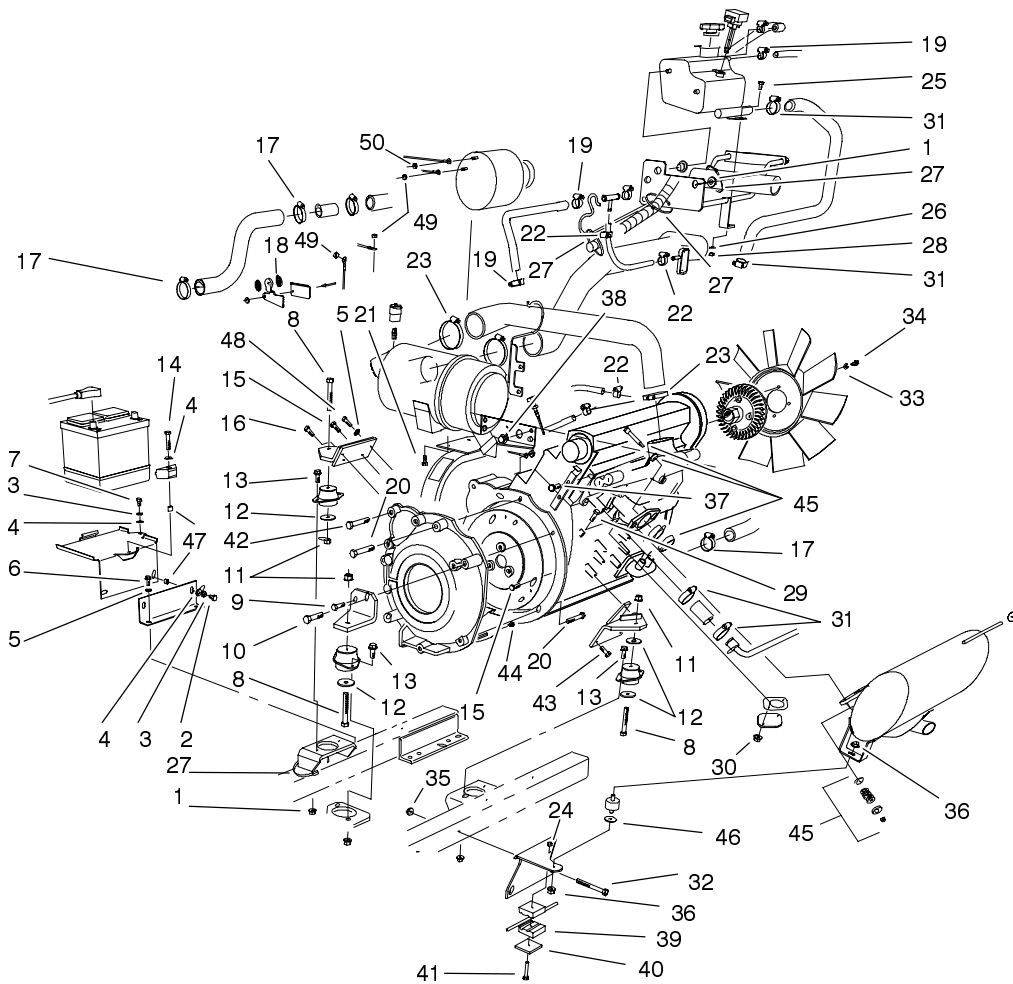


Sheet No.:B4
T-3640

Solenoid Valve Assembly No. 76-9970

Ref. No.	Part No.	Qty.	Description
1	237-80	2	O-Ring
2	218-591	1	Coil ASM
3	218-592	1	Nut-Coil

Ref. No.	Part No.	Qty.	Description

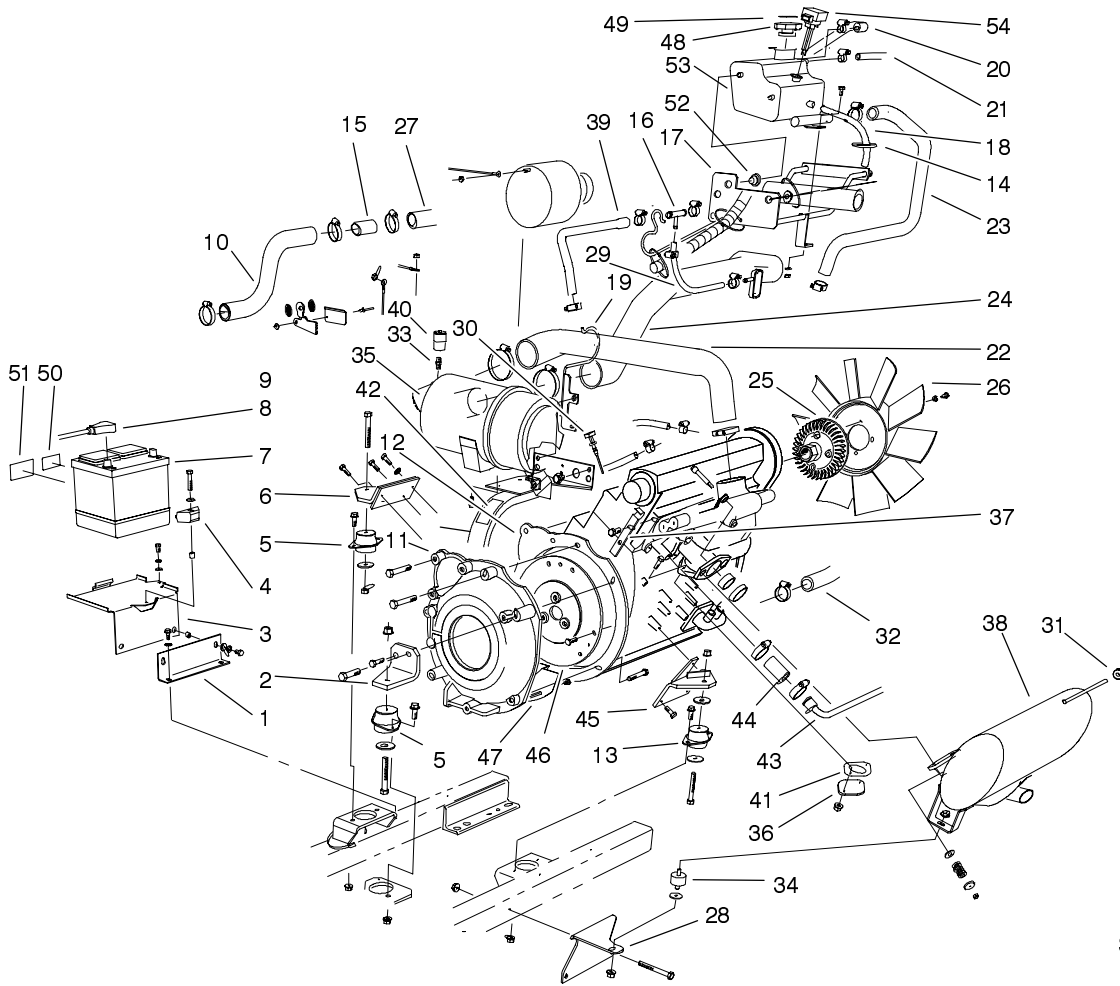


Sheet No.:19

Engine Fasteners Installation Assembly

Ref. No.	Part No.	Qty.	Description
1	3290-357	9	Nut-Flange, Lock
2	323-5	2	Screw-HH
3	3253-21	3	Washer-Lock
4	3256-24	4	Washer-Flat
5	3255-8	2	Washer-Lock/Ext
6	32144-11	2	Screw-TAP
7	323-4	1	Screw-HH
8	324-12	3	Screw-HH
9	33115-030	1	Screw-HH
10	48-7840	1	Bolt
11	32128-37	3	Nut-HF
12	87-5100	4	Washer-Snubbing
13	3234-11	6	Screw-HHF
14	323-9	1	Screw-HH
15	33114-016	8	Screw-HH
16	33114-025	1	Screw-HH
17	2412-3	4	Clamp-Hose
18	86-2990	2	Mount-Throttle Cable
19	2412-36	5	Clamp-Hose
20	48-7570	3	Screw - HH
21	33104-016	2	Screw-HHF
22	2412-108	4	Clamp-Worm
23	2412-125	3	Clamp - Hose
24	32152-1	1	Nut-Lock, NI
25	33103-020	1	Screw-HHF
26	33093-00	1	Washer-Flat

Ref. No.	Part No.	Qty.	Description
27	3290-378	2	Tie-Cable
28	33023-00	1	Nut-Lock
29	33104-020	2	Screw-HHF
30	33004-00	2	Nut-HF
31	2412-129	6	Clamp-Hose
32	323-20	2	Screw-HH
33	3253-4	4	Washer-Lock
34	322-3	4	Screw-HH
35	32128-19	2	Nut-HF
36	32128-20	2	Nut-HF
37	33114-016	2	Screw-HH
38	3234-11	3	Screw-HHF
39	56-7971	2	Clamp-Tube
40	69-9760	1	Coverplate
41	322-9	1	Screw-HH
42	48-7810	3	Screw
43	33115-025	3	Screw-HH
44	33113-012	3	Screw-HH
45	94-2814	1	Kit - Exhaust Coupler
46	62-9510	1	Washer-Lever, Brake
47	32148-9	3	Nut-Insert
48	33114-030	1	Screw-HH
49	48-7880	3	Nut-Hex
50	33014-00	2	Nut-Hex

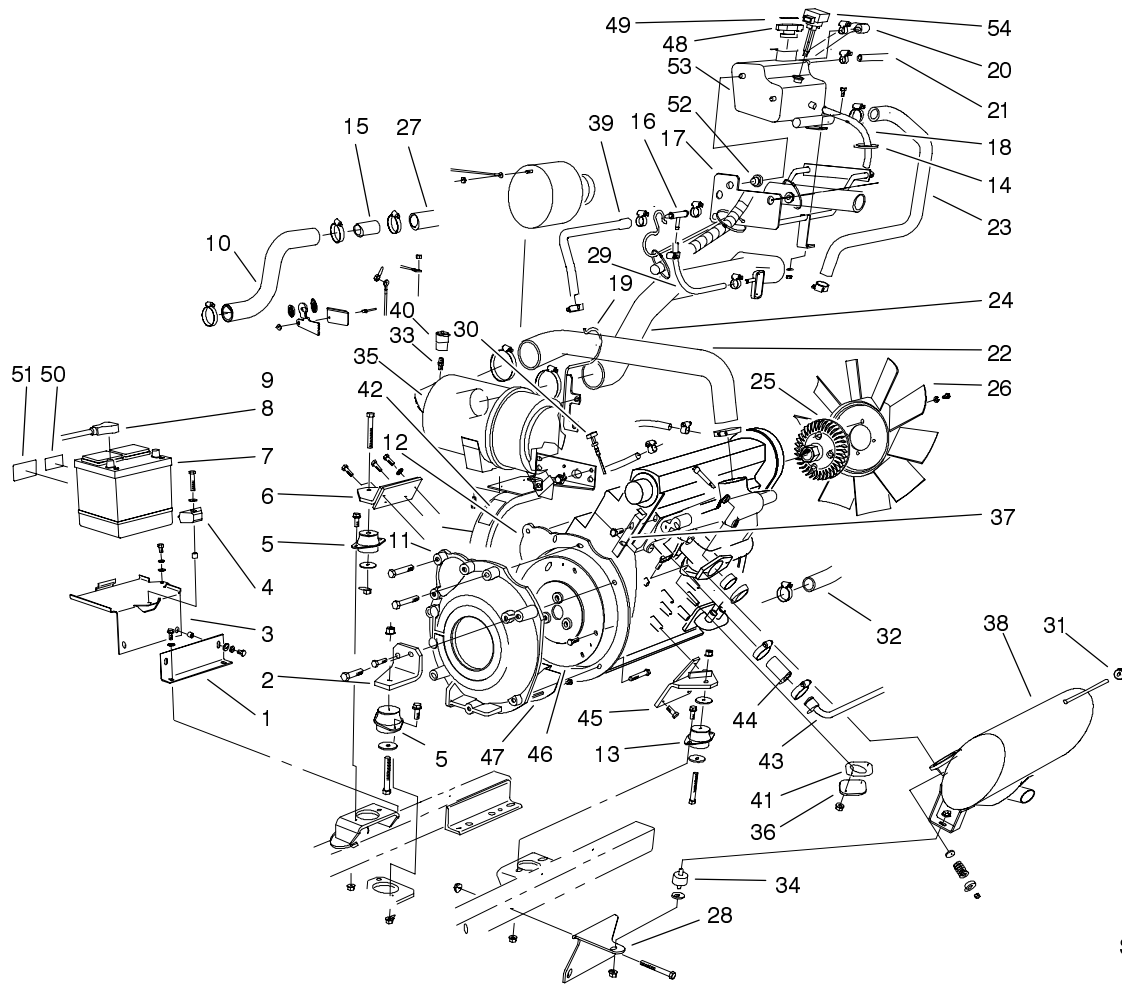


Sheet No.:20

Engine Parts Installation Assembly

Ref. No.	Part No.	Qty.	Description
1	76-4310-03	1	Support-Base, Battery
2	74-5470-03	1	Mount-Engine, LH
3	76-6500-03	1	Base-Battery
4	66-2490	1	Retainer-Battery
5	53-9681	2	Mount-Engine
6	76-4120-03	1	Mount-Engine, RH
7	93-3220	1	Battery
8	74-9080	1	Cable-Battery, Positive
9	74-9090	1	Cable-Battery, Negative
10	94-1418	1	Hose-Radiator, Upper
11	84-0760-03	1	Adapter-Pump
12	100-3794	1	Engine ASM
13	53-9682	1	Mount-Engine, Rubber
14	3290-378	2	Tie-Cable
15	93-7594	1	Spacer
16	93-4207	1	Fitting - Hose Tee
17	93-7229-03	1	Support-Degassing
18	55-4130	1	Hose-Fuel Line
19	94-8003-03	1	Wireform-Hose
20	93-7788	1	Hose - Return
21	94-5625	1	Hose-Overflow, Radiator
22	93-7223	1	Hose - Intake

Ref. No.	Part No.	Qty.	Description
23	94-5604	1	Hose - Overflow
24	93-7224	1	Hose - Air Cleaner
25	74-5520	1	Clutch-Fan
26	74-3650	1	Fan
27	93-7221	1	Hose-Radiator, Upper Rear
28	93-7245-03	1	Bracket - Support
29	63-7622	1	Hose-Fuel
30	93-9175	1	Dipstick
31	94-2812	1	Grommet
32	74-6020	1	Hose - Radiator, Lower
33	94-1416	1	Adapter-Indicator ASM
34	94-5608	1	Mount - Rubber
35	100-2597	1	Air Filter ASM
36	92-7382-03	1	Cover
37	94-5615	1	Bracket - Return Hose
38	94-8012	1	Muffler ASM
39	94-2630	1	Hose - Return
40	93-9164	1	Indicator-Mini
41	77-3700	1	Gasket-Exhaust Muffler
42	93-7275	1	Decal-Fluid, Starting
43	92-7381	1	Tube - Water Return
44	74-6490	2	Hose-Water Line

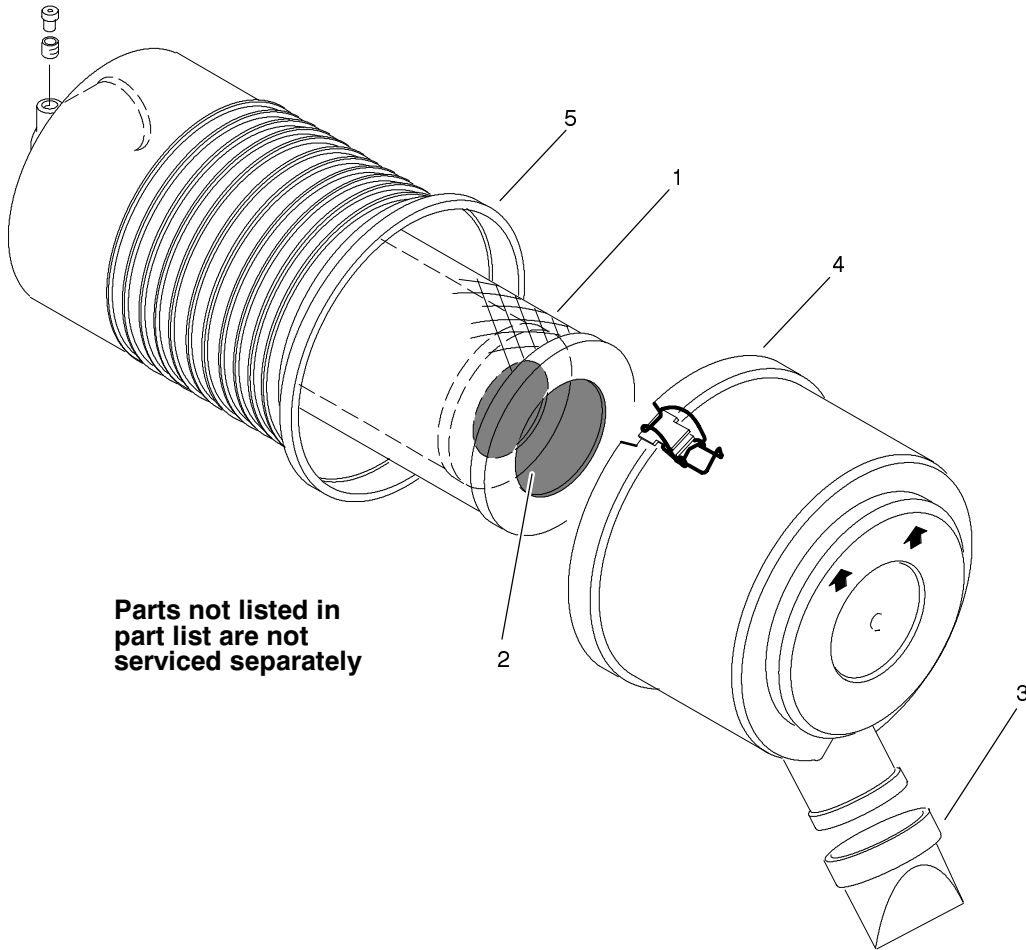


Sheet No.:20

Engine Parts Installation Assembly (Continued)

Ref. No.	Part No.	Qty.	Description
45	76-4220-03	1	Mount-Engine, LH
46	84-1440-03	1	Plate-Adapter
47	77-3600	1	Shield-Adapter
48	66-3240	1	Cap-Radiator
49	93-7840	1	Decal-Cap, Radiator
50	93-7276	1	Decal-Danger
51	93-6668	1	Decal-Battery
52	94-2801	2	Grommet-Rubber
53	98-1805	1	Box-Degassing
54	94-9984	1	Sensor-Water Level

Ref. No.	Part No.	Qty.	Description
----------	----------	------	-------------

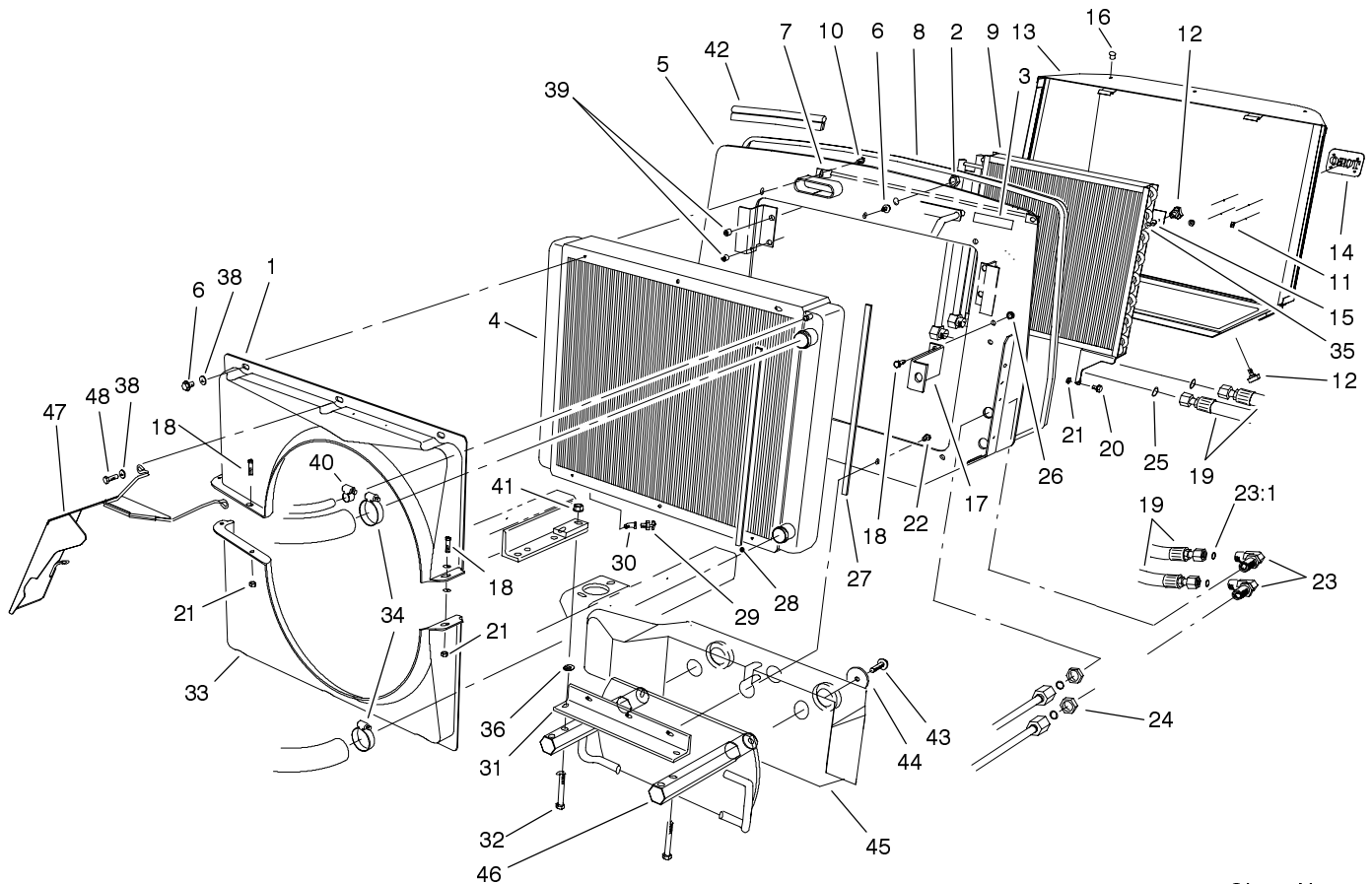


Sheet No.:B6
T-2076

Air Filter Assembly No. 100-2597

Ref. No.	Part No.	Qty.	Description
1	93-9162	1	Filter-Primary
2	93-9163	1	Filter-Secondary
3	94-1414	1	Valve-Vacuator

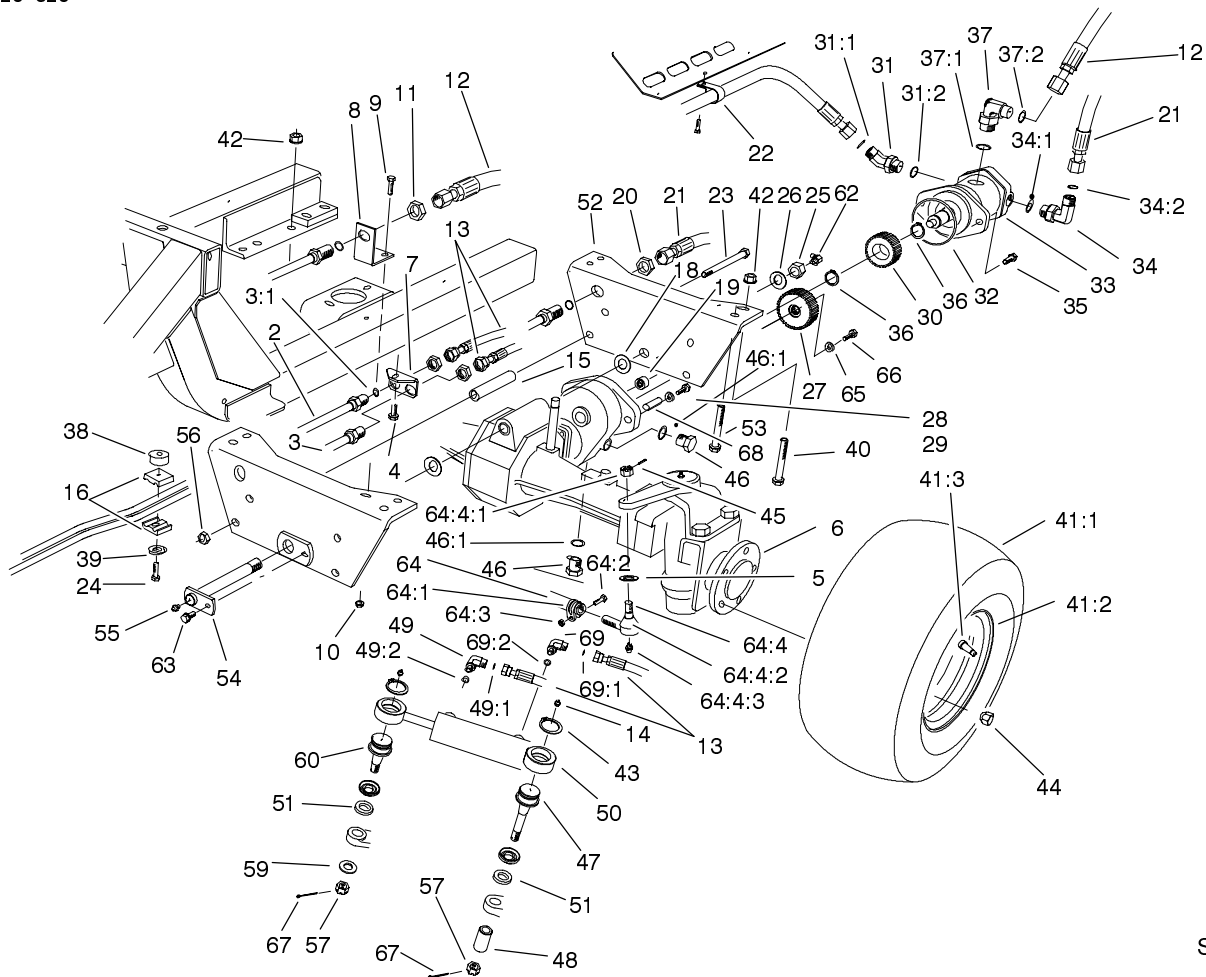
Ref. No.	Part No.	Qty.	Description



Sheet No.:21

Radiator Assembly

Ref. No.	Part No.	Qty.	Description	Ref. No.	Part No.	Qty.	Description
1	74-4980	1	Shroud-Top	25	237-65	2	O-Ring
2	3296-23	2	Nut-Lock, NI	26	32128-20	2	Nut-HF
3	93-6681	1	Decal-Warning, Fan	27	76-6381	2	Strip-Sealing, Radiator
4	74-3410	1	Radiator ASM	28	76-6382	2	Strip-Sealing, Fan Shroud
5	93-7239-03	1	Mount-Radiator	29	304-46	1	Draincock
6	3234-30	10	Screw-HHF	30	2811-1	1	Elbow-Street, 45
7	94-5621-01	1	Bracket-Screen	31	74-5460-03	1	Angle - Radiator Support
8	94-5622	1	Seal Strip - Screen	32	325-35	2	Screw-HH
9	82-3740	1	Cooler - Oil	33	74-4990	1	Shroud-Bottom
10	3234-14	2	Screw-HHF	34	2412-3	2	Clamp-Hose
11	94-2638	4	Nut-Tinnerman	35	32151-72	2	Ring-Retaining
12	27-4570	4	Knob-Seat	36	3256-26	2	Washer-Flat
13	94-5612-03	1	Screen	38	3256-23	7	Washer-Flat
14	93-6028	1	Plate - Logo, Toro	39	32148-9	4	Nut-Insert
15	3256-3	2	Washer-Flat	40	2412-36	1	Clamp-Hose
16	2410-64	3	Plug-Button	41	32128-49	2	Nut-HHF
17	93-7244-03	1	Bracket - Support	42	94-5616	1	Seal - Hood
18	322-4	5	Screw-HH	43	325-34	2	Screw-HH
19	94-8010	2	Hose ASM	44	88-1360	2	Washer-Rear Weight
20	37-8771	2	Bolt-Shoulder	45	92-9711-03	1	Weight - Rear
21	3296-47	5	Nut-Lock, NI	46	98-7070	1	Weight ASM
22	3234-11	3	Screw-HHF	47	94-5635-03	1	Guard-Fan
23	340-72	2	Elbow-Bulkhead Union, 90°	48	3234-5	2	Screw-HHF
23:1	237-65	2	O-Ring				
24	340-74	2	Locknut-Bulkhead				



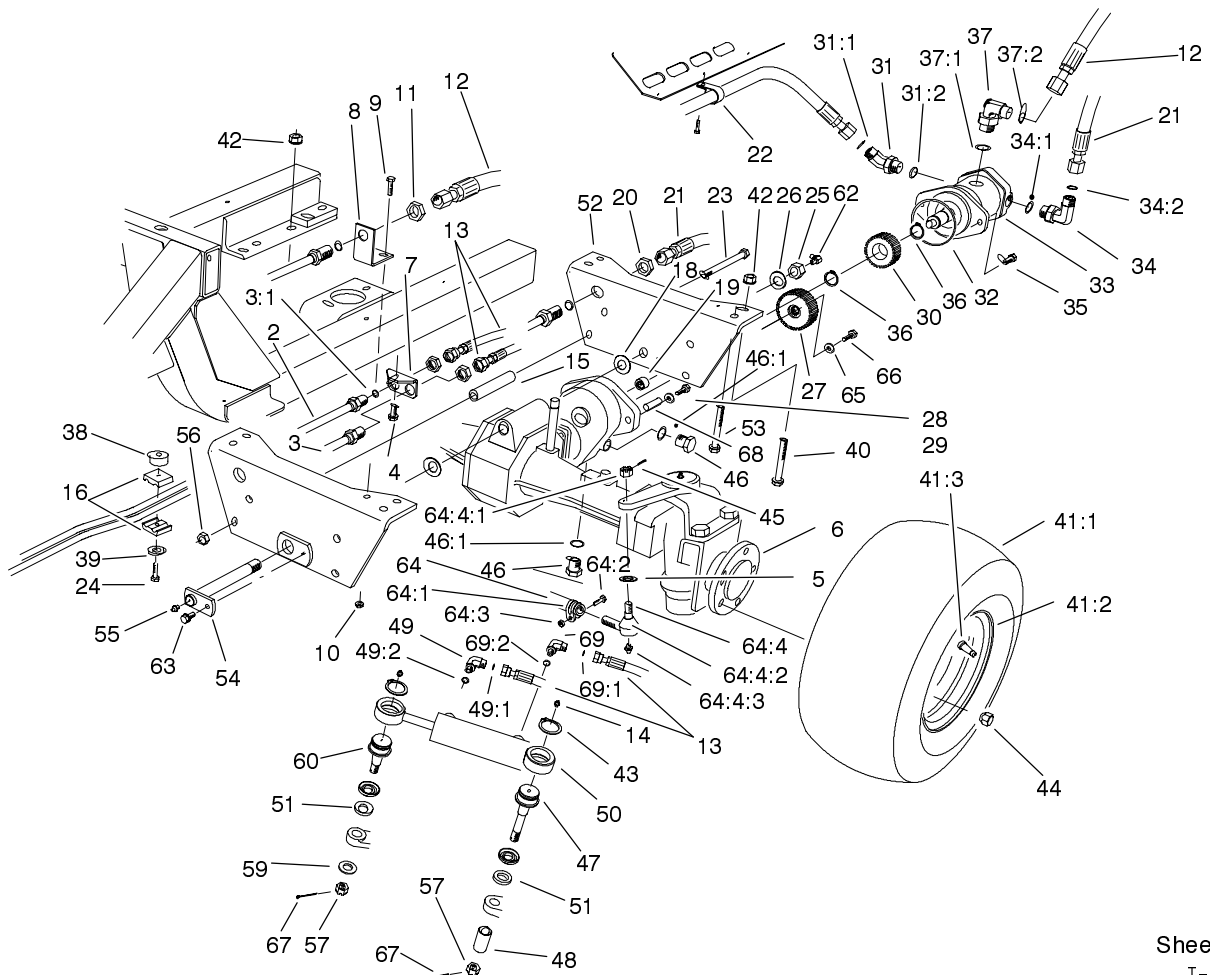
Sheet No.:23
T-3736

Rear Axle Assembly-4WD

Ref. No.	Part No.	Qty.	Description
2	86-5780	1	Tube ASM-Steering, RH Rear
3	86-5790	1	Tube ASM-Steering, LH Rear
3:1	237-22	1	O-Ring
4	32144-11	2	Screw-TAP
5	3256-64	2	Washer-Flat
6	95-7500	1	Axle-Drive
7	74-6450	1	Bracket-Bulkhead, Steering
8	76-9290	1	Bracket - Case Drain
9	3234-4	1	Screw-HHF
10	32128-33	1	Nut-HF
11	340-70	3	Locknut-Bulkhead
12	86-3140	1	Hose ASM
13	76-9590	2	Hose ASM-Cylinder Rod
14	302-5	2	Fitting-Grease
15	98-7076	2	Stop - Axle
16	56-7973	2	Clamp-Tube
18	98-3867	2	Washer - Thrust
19	74-5700	1	Bearing-Needle, Roller
20	340-74	1	Locknut-Bulkhead
21	86-2730	1	Hose ASM
22	2412-74	1	Clamp

Ref. No.	Part No.	Qty.	Description
23	325-36	2	Screw-HH
24	32104-37	1	Screw-HWH
25	3296-68	1	Nut-Lock NI
26	92-1765	1	Washer - Thrust
27	99-7500	1	Clutch - Bi-Directional
28	33114-025	6	Screw-HH
29	3253-4	6	Washer-Lock
30	95-4393	1	Gear - Driven
31	340-156	1	Fitting - HYD
31:1	237-65	1	O-Ring
31:2	237-81	1	O-Ring
32	237-166	1	O-Ring
33	99-7502	1	Piston Motor ASM
34	340-139	1	Fitting-HYD, 90
34:1	237-81	1	O-Ring
34:2	237-65	1	O-Ring
35	325-6	2	Screw-HH
36	32120-15	2	Ring-Snap, Ext
37	340-18	1	Fitting-HYD, 90°
37:1	237-79	1	O-Ring
37:2	237-22	1	O-Ring
38	80-8660	1	Spacer - Coupler
39	3256-71	1	Washer-Flat
40	325-35	2	Screw-HH
☆41		2	Tire & Wheel ASM

☆ Not serviced

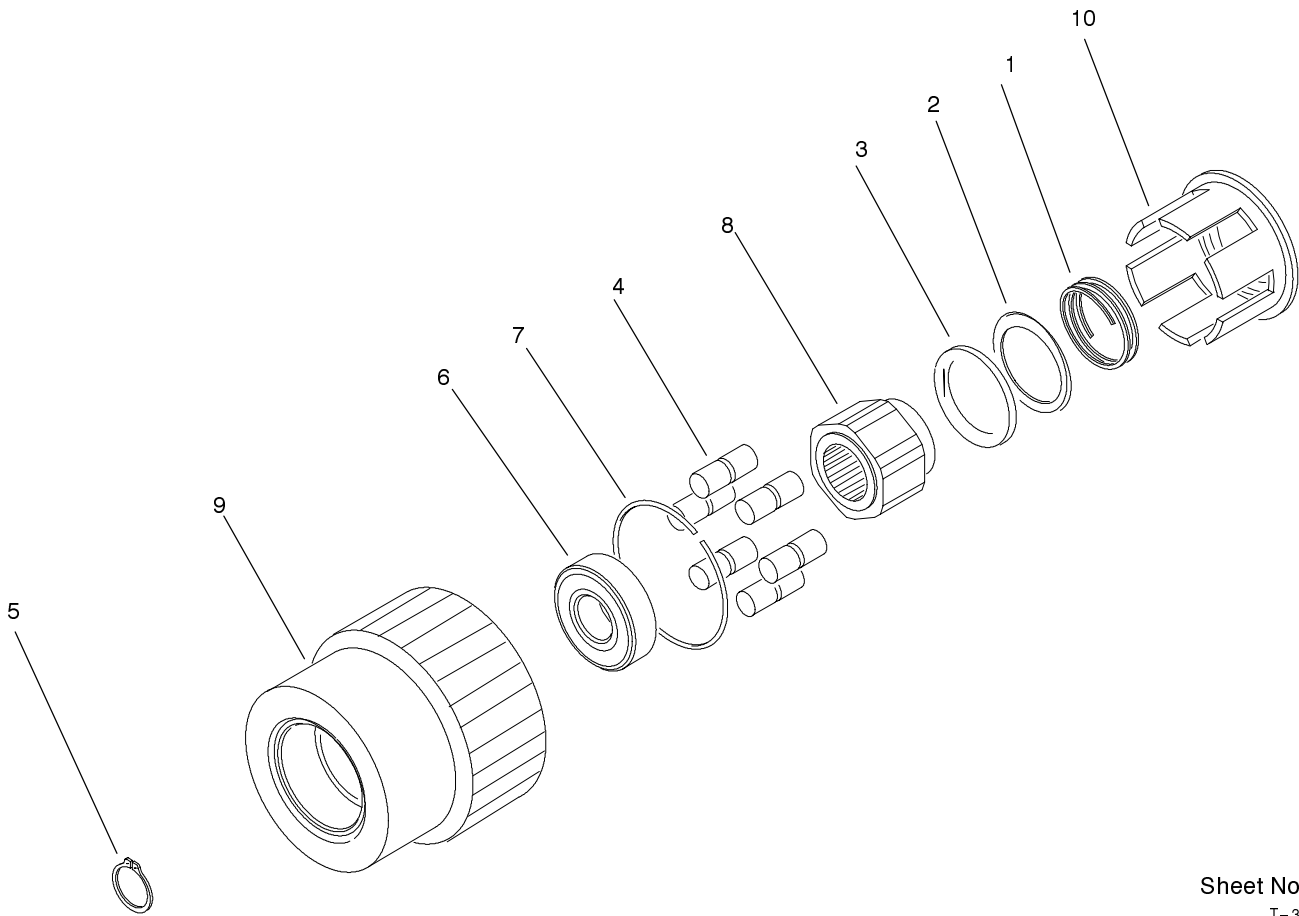


Sheet No.:23
T-3736

Rear Axle Assembly-4WD (Continued)

Ref. No.	Part No.	Qty.	Description
41:1	86-5910	1	Tire
41:2	100-2582	1	Rim
41:3	232-27	1	Stem-Valve
42	32128-49	4	Nut-HHF
43	32151-104	2	Ring-Retaining, External
44	93-5268	10	Nut-Lug
45	3272-17	2	Pin-Cotter
46	353-508	2	Plug
46:1	237-42	1	O-Ring
47	92-5839	1	Ball Joint
48	92-5844	1	Spacer - Ball Joint
49	340-97	1	Fitting-HYD, 90
49:1	237-22	1	O-Ring
49:2	237-78	1	O-Ring
50	98-3806	1	Hydraulic Cylinder ASM
51	92-5833	2	Spacer - Ball Joint
52	94-8246-03	1	Pivot-Rear
53	325-12	2	Screw-HH
54	98-7077	1	Pin-Rear Axle
55	302-2	1	Fitting-Grease
56	3296-23	2	Nut-Lock, NI
57	32136-14	2	Nut-Hex Slotted
59	92-5836	1	Washer-Axle
60	92-5838-01	1	Ball Joint

Ref. No.	Part No.	Qty.	Description
62	302-33	1	Fitting-Grease
63	32144-41	1	Screw-Taptite
64	95-4391	1	Tie Rod ASM
64:1	99-7503	1	Tube & Clamp ASM
64:2	323-9	2	Screw-HH
64:3	3296-39	2	Nut-Lock, NI
64:4	71-4740	2	End-Tie Rod
64:4:1	32136-13	1	Nut-Hex, Slotted
64:4:2	71-4760	1	Seal
64:4:3	302-55	1	Zerk
65	88-7200	1	Washer-Flat
66	33114-025	1	Screw-HH
67	3272-12	2	Pin-Cotter
68	104-2353	2	Pin, Dowel
69	340-54	1	Elbow-45
69:1	237-22	1	O-Ring
69:2	237-78	1	O-Ring

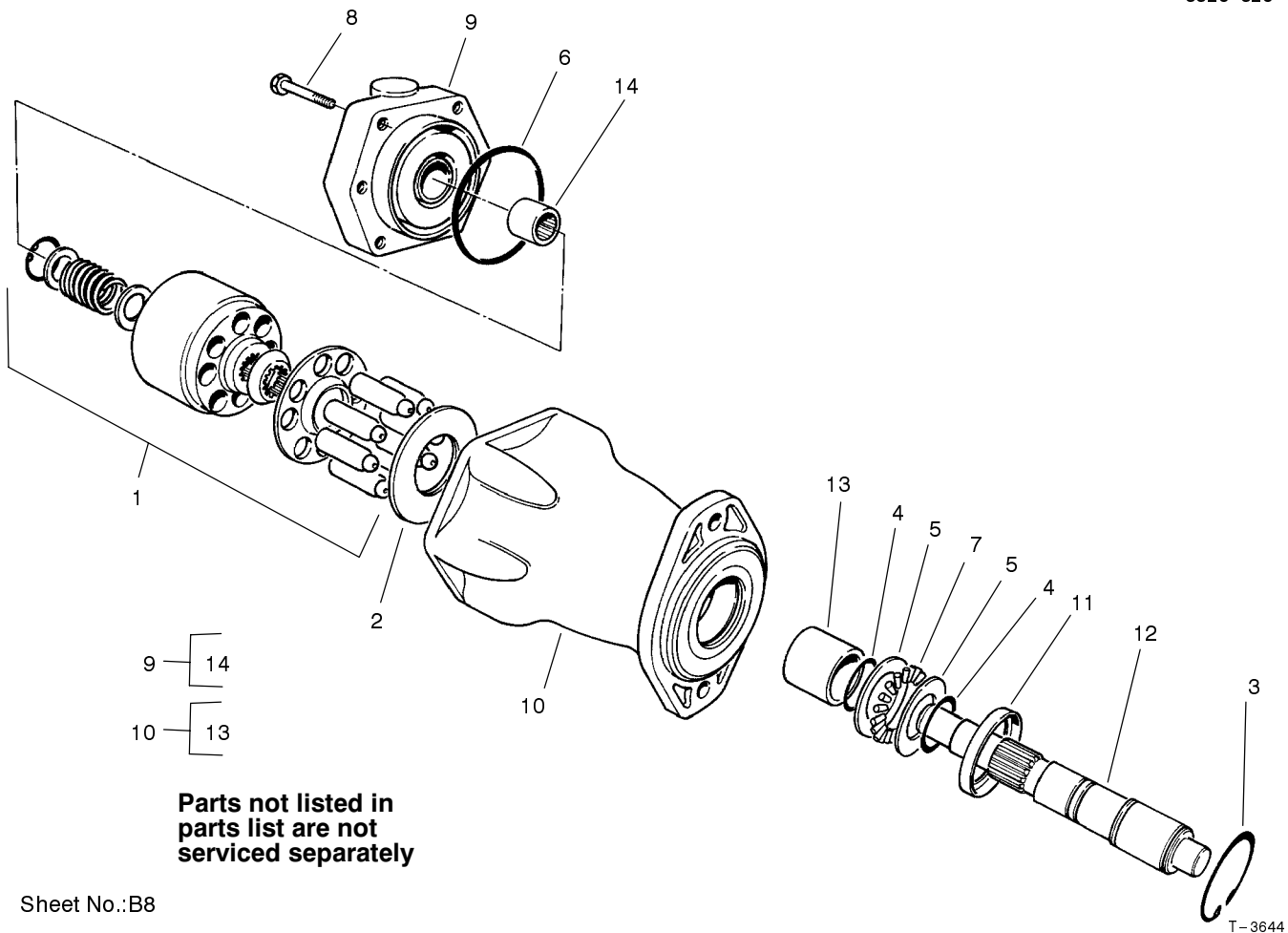


Sheet No.:B7
T-3643

Bi-Directional Clutch Assembly No. 99-7500

Ref. No.	Part No.	Qty.	Description
1	93-8923	1	Spring - Wave
2	93-8929	1	Washer - Thrust
3	93-8919	1	Bearing - Thrust Needle
4	93-8925	6	Roller
5	32151-96	1	Ring - Retaining
6	100-2572	1	Bearing
7	100-2571	1	Spring - Wire Form
8	100-2570	1	Hub ASM
9	100-2569	1	Housing ASM
10	100-2568	1	Roll Cage ASM

Ref. No.	Part No.	Qty.	Description



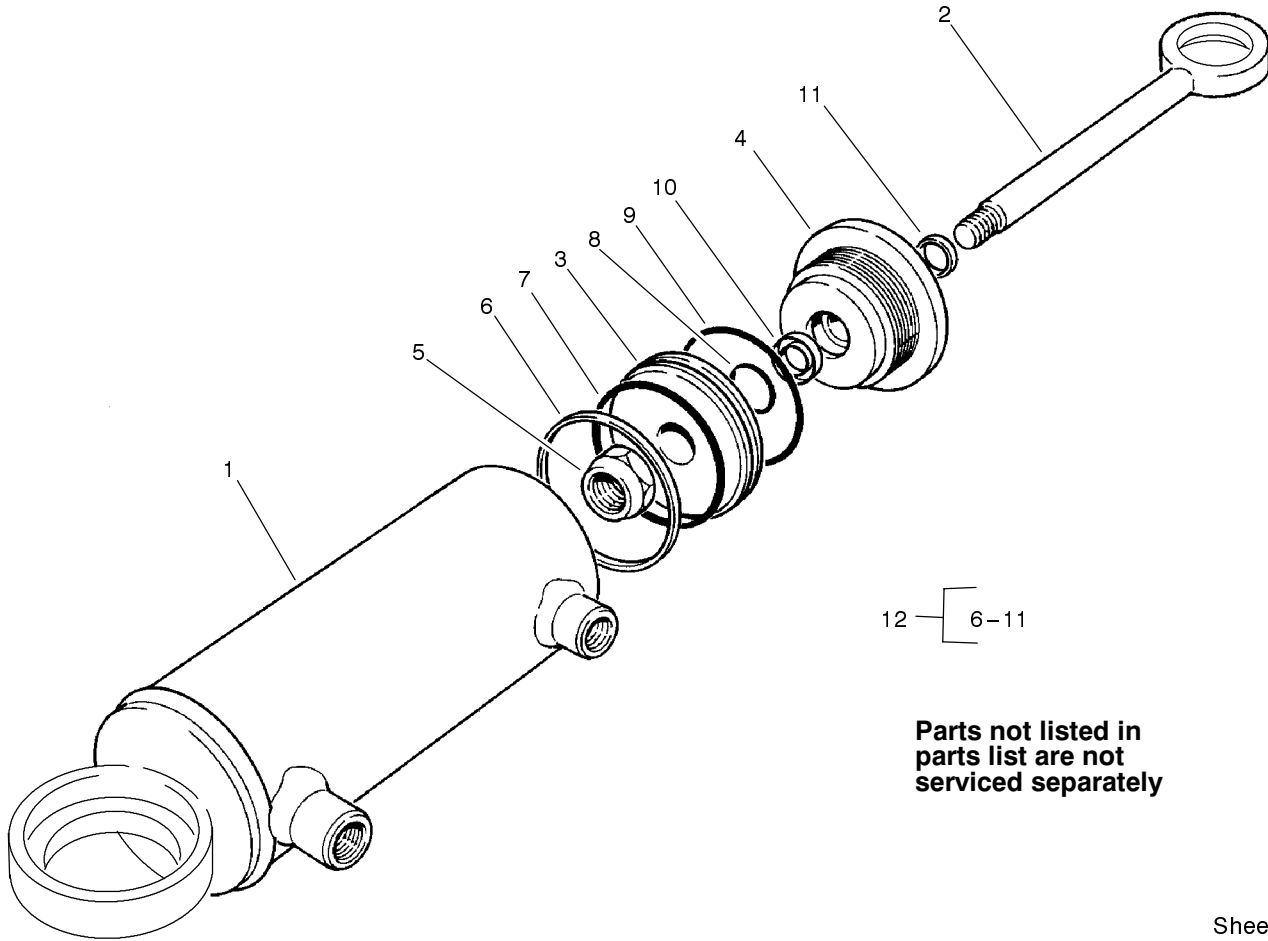
Parts not listed in parts list are not serviced separately

Sheet No.:B8

Hydraulic Motor Assembly No. 99-7502

Ref. No.	Part No.	Qty.	Description
1	76-6910	1	Rotating Kit ASM
2	76-6970	1	Insert-Cam Plate
3	76-7010	1	Ring-Retaining
4	76-7000	2	Ring-Retaining
5	76-6950	2	Race-Thrust
6	76-6980	1	O-Ring
7	76-6960	1	Bearing-Thrust
8	100-2550	6	Screw, Cap
9	100-2551	1	Backplate
10	100-2552	1	Housing
11	100-2553	1	Seal, Shaft
12	100-2554	1	Shaft, Drive

Ref. No.	Part No.	Qty.	Description



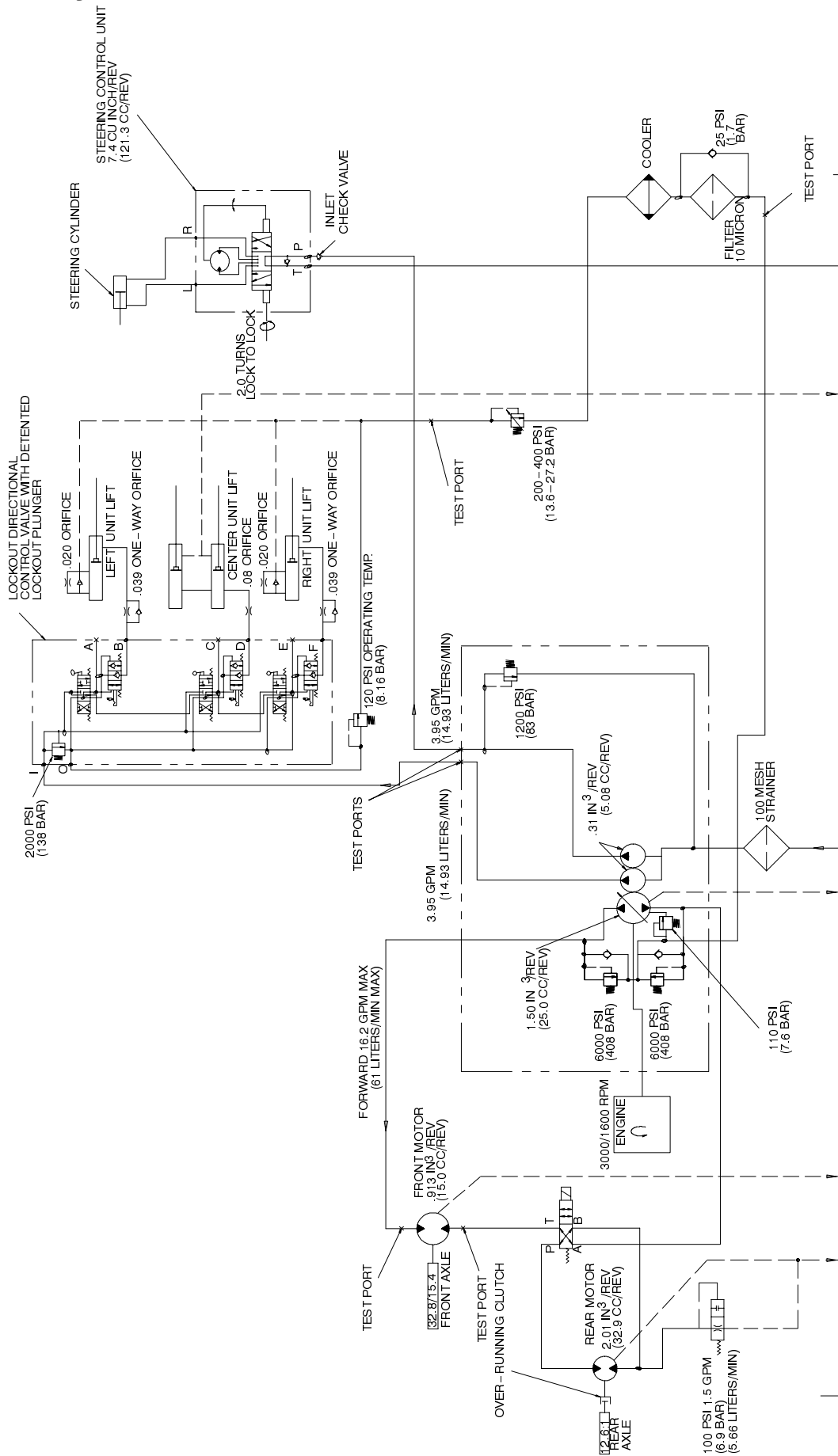
Sheet No.:B9
T-3527

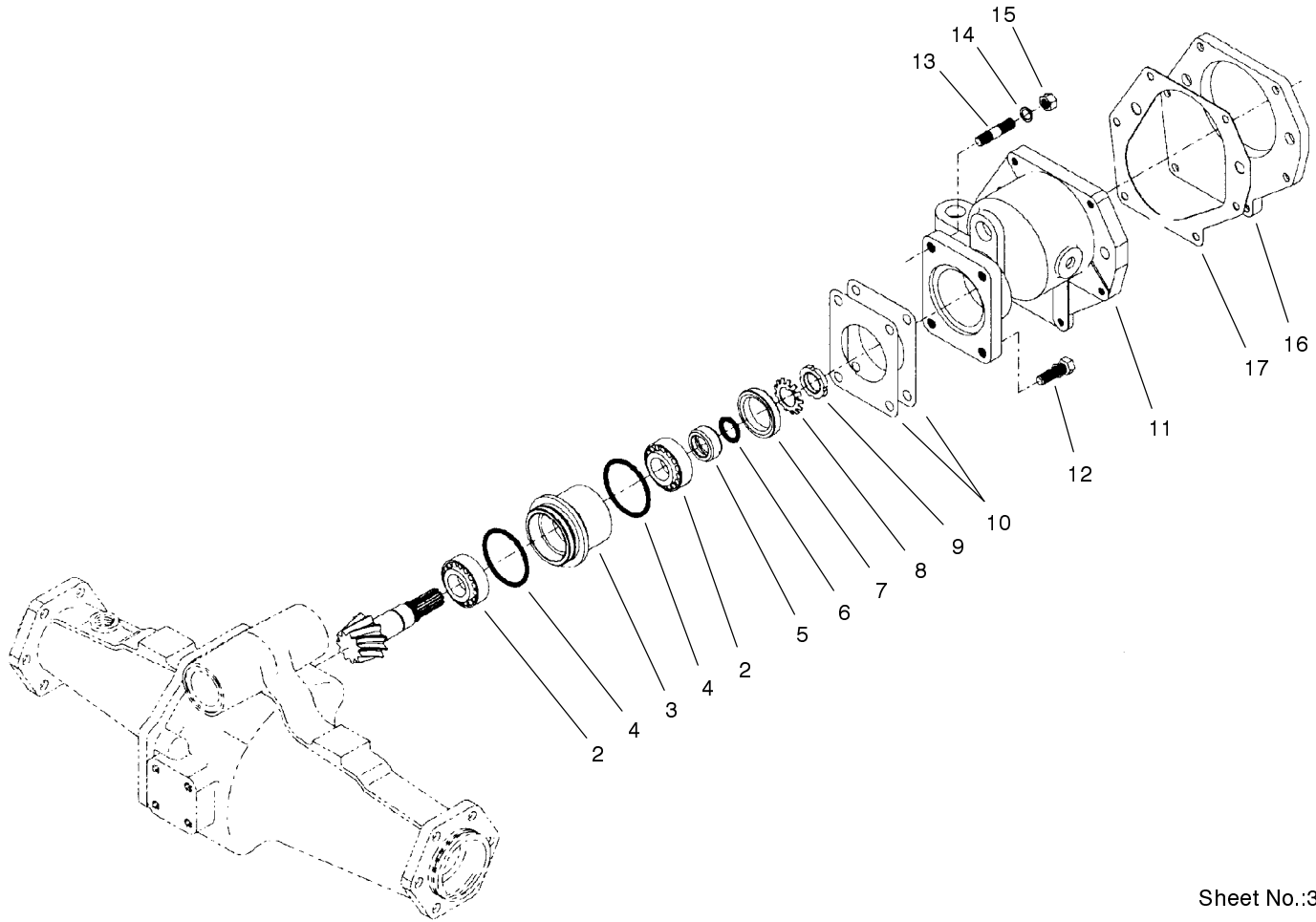
Hydraulic Cylinder Assembly No. 98-3806

Ref. No.	Part No.	Qty.	Description
1	99-4753	1	Butt & Tube ASM
2	99-4754	1	Piston & Rod ASM
3	66-1940	1	Piston
4	92-6588	1	Gland
5	66-1930	1	Locknut
12	92-6593	1	Kit-Packing, 4wd

Ref. No.	Part No.	Qty.	Description

Hydraulic Schematic (Model No. 30455TS)



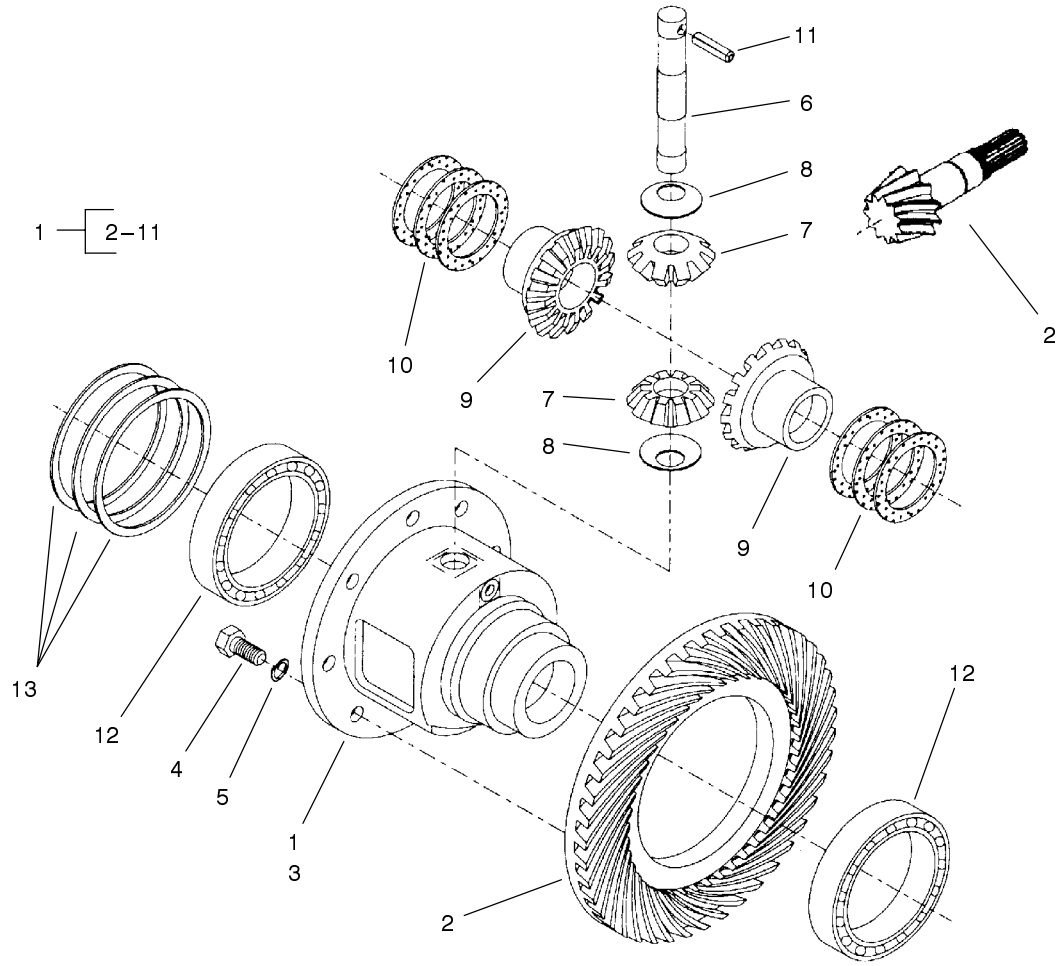


Sheet No.:3

Rear Axle Assembly No. 95-7500 Bevel Pinion Shaft Assembly

Ref. No.	Part No.	Qty.	Description
2	99-7570	2	Bearing-Taper Roller
3	95-7534	1	Case, Bearing
4	99-7571	2	O-Ring
5	99-7572	1	Collar-Oil Seal
6	99-7573	1	O-Ring
7	99-7574	1	Seal-Oil
8	99-7559	1	Washer-Lock
9	99-7560	1	Nut-Lock
10	99-7550	2	Shim 0.1
10	99-7551	2	Shim 0.2
11	95-7533	1	Case, Gear
12	99-7575	2	Bolt
13	100-2556	2	Stud
14	99-7527	2	Washer-Spring
15	99-7526	2	Nut
16	95-7541	1	Plate-Cover
17	95-7540	1	Gasket

Ref. No.	Part No.	Qty.	Description

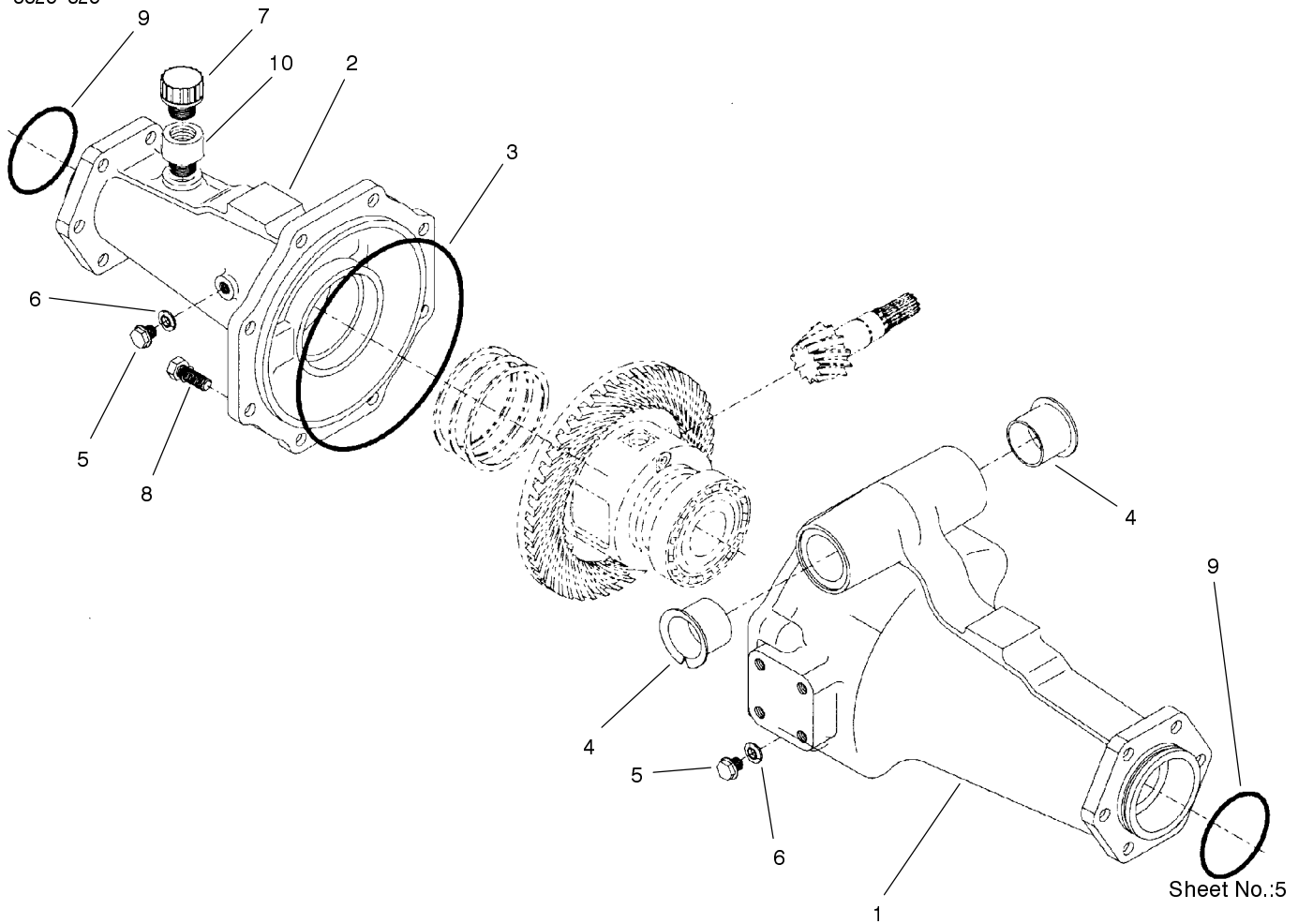


Sheet No.:4
T-3646

Rear Axle Assembly No. 95-7500 (Continued) Differential Assembly

Ref. No.	Part No.	Qty.	Description
1	95-7503	1	Differential ASM
2	100-2555	1	Ring And Pinion Matched Set
3	95-7502	1	Case-Differential
4	99-7576	8	Bolt
5	99-7577	8	Washer-Spring
6	99-7578	1	Shaft-Differential
7	99-7579	2	Pinion-Differential
8	99-7580	2	Washer-Differential
9	99-7581	2	Gear-Differential
10	99-7582	2	Washer-Differential
10	99-7583	2	Washer-Differential
10	99-7584	2	Washer-Differential
11	99-7588	1	Pin-Spring
12	99-7562	2	Bearing-Ball
13	99-7585	2	Shim 0.1
13	99-7586	2	Shim 0.2
13	99-7587	2	Shim 0.4

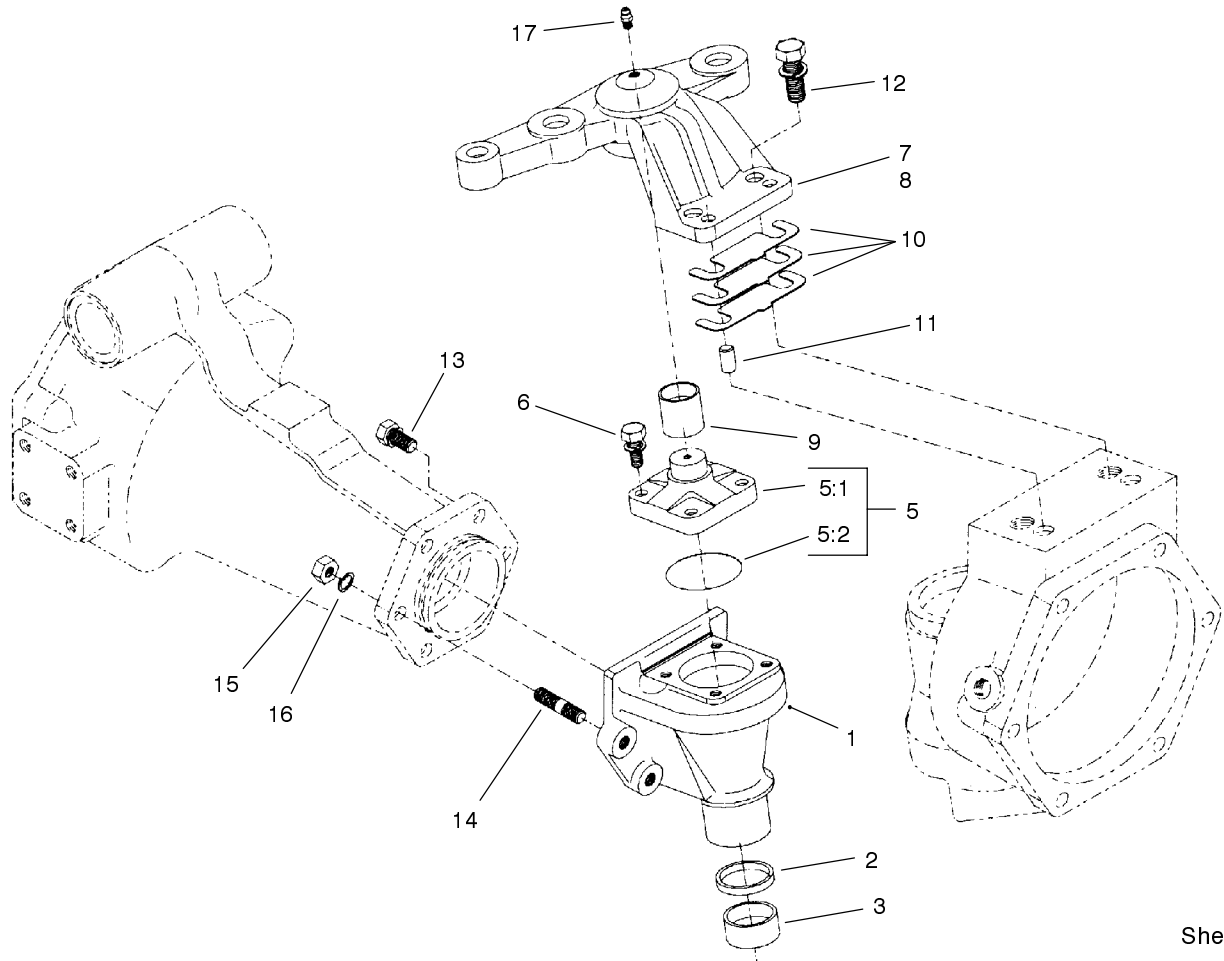
Ref. No.	Part No.	Qty.	Description



Rear Axle Assembly No. 95-7500 (Continued) Axle Support Assembly

Ref. No.	Part No.	Qty.	Description
1	95-7508	1	Support-Axle
2	95-7506	1	Support-Axle
3	95-7507	1	O-Ring
4	95-7537	2	Bushing-Flanged
5	99-7589	2	Plug
6	99-7590	2	Washer-Seal
7	99-7591	1	Oil Plug ASM
8	99-7592	8	Bolt
9	99-7593	2	O-Ring
10	104-2377	1	Extension, Vent

Ref. No.	Part No.	Qty.	Description

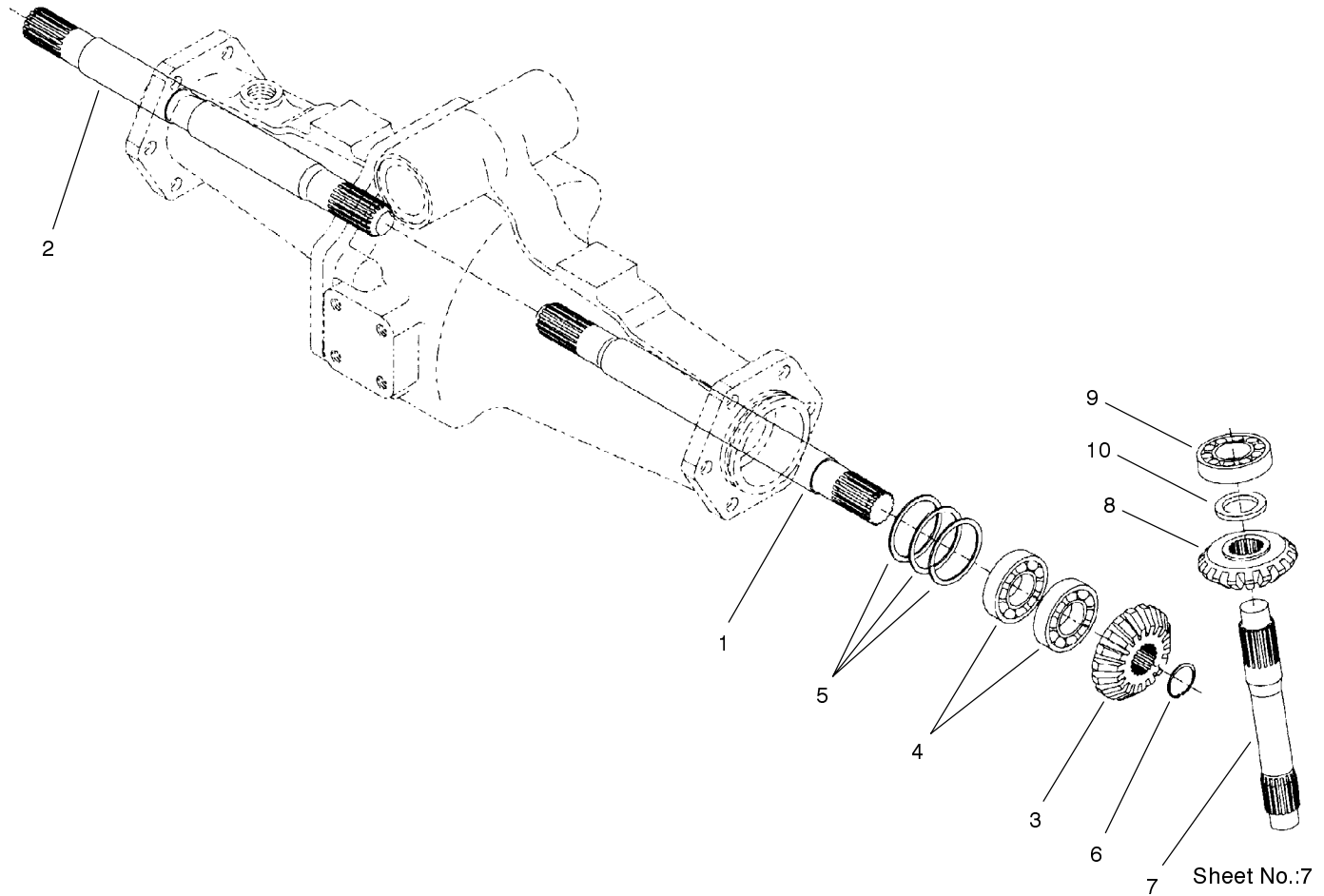


Sheet No.:6

Rear Axle Assembly No. 95-7500 (Continued) Bevel Gear Case Assembly

Ref. No.	Part No.	Qty.	Description
1	95-7538	2	Case-Bevel Gear
2	100-2557	2	Seal, Oil
3	104-2378	2	Bushing
5	104-2376	2	Knuckle ASM
5:1	104-2373	1	Knuckle
5:2	104-2372	1	O-Ring
6	104-2374	8	Bolt
7	95-7513	1	Support, Axle Case LH
8	95-7515	1	Support, Axle Case RH
9	99-7529	2	Bushing
10	95-7547	2	Shim 0.1
10	95-7548	2	Shim 0.2
10	95-7549	2	Shim 0.4
11	99-7597	4	Pin-Dowel
12	104-2375	4	Bolt
13	99-7599	8	Bolt
14	99-7525	4	Stud
15	99-7526	4	Nut
16	99-7527	4	Washer-Spring
17	99-7528	2	Nipple-Grease

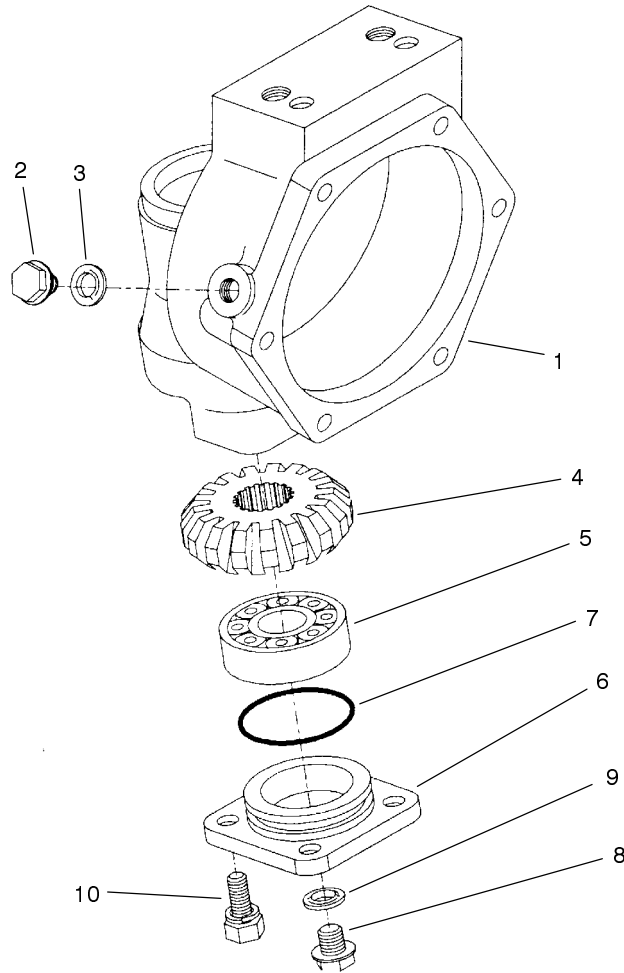
Ref. No.	Part No.	Qty.	Description



Rear Axle Assembly No. 95-7500 (Continued) Bevel Gear Shaft Assembly

Ref. No.	Part No.	Qty.	Description
1	95-7509	1	Shaft-Gear, Differential
2	95-7512	1	Shaft-Gear, Differential
3	95-7517	2	Gear, 15 Tooth Bevel
4	99-7530	4	Bearing-Ball
5	99-7552	2	Shim 0.1
5	99-7553	2	Shim 0.2
5	99-7554	2	Shim 0.5
6	99-7531	2	Clip
7	95-7529	2	Shaft, Bevel Gear
8	95-7519	2	Gear, 17 Tooth Bevel
9	99-7532	2	Bearing-Taper Roller
10	99-7558	2	Collar

Ref. No.	Part No.	Qty.	Description

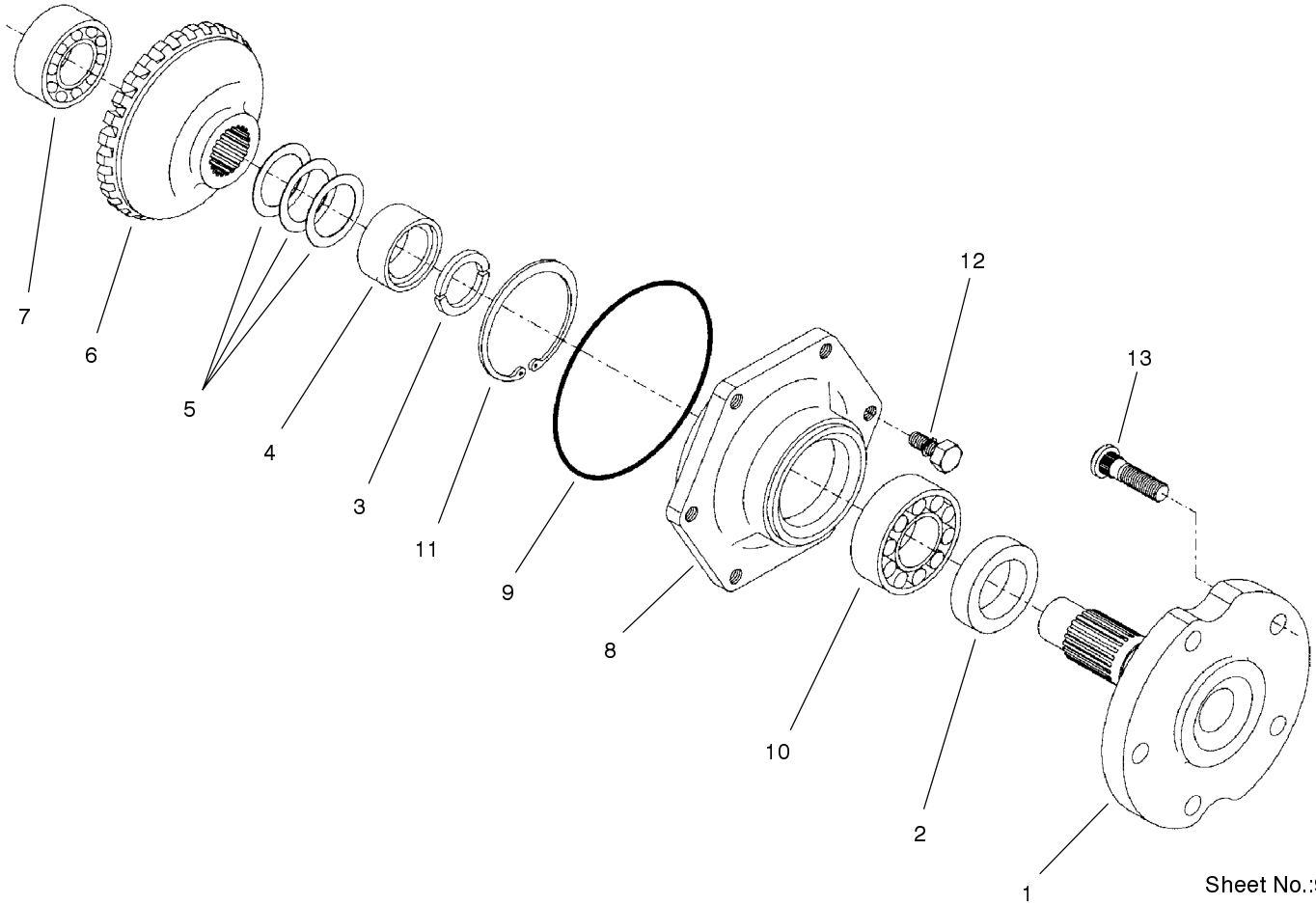


Sheet No.:8

Rear Axle Assembly No. 95-7500 (Continued) Axle Case Assembly

Ref. No.	Part No.	Qty.	Description
1	95-7531	2	Case, Axle
2	99-7535	2	Plug
3	99-7536	2	Washer-Seal
4	95-7527	2	Gear, 17 Tooth Bevel
5	99-7532	2	Bearing-Taper Roller
6	100-2560	2	Cover
7	100-2561	2	O-Ring
8	99-7589	2	Plug
9	99-7590	2	Washer-Seal
10	100-2562	8	Bolt

Ref. No.	Part No.	Qty.	Description

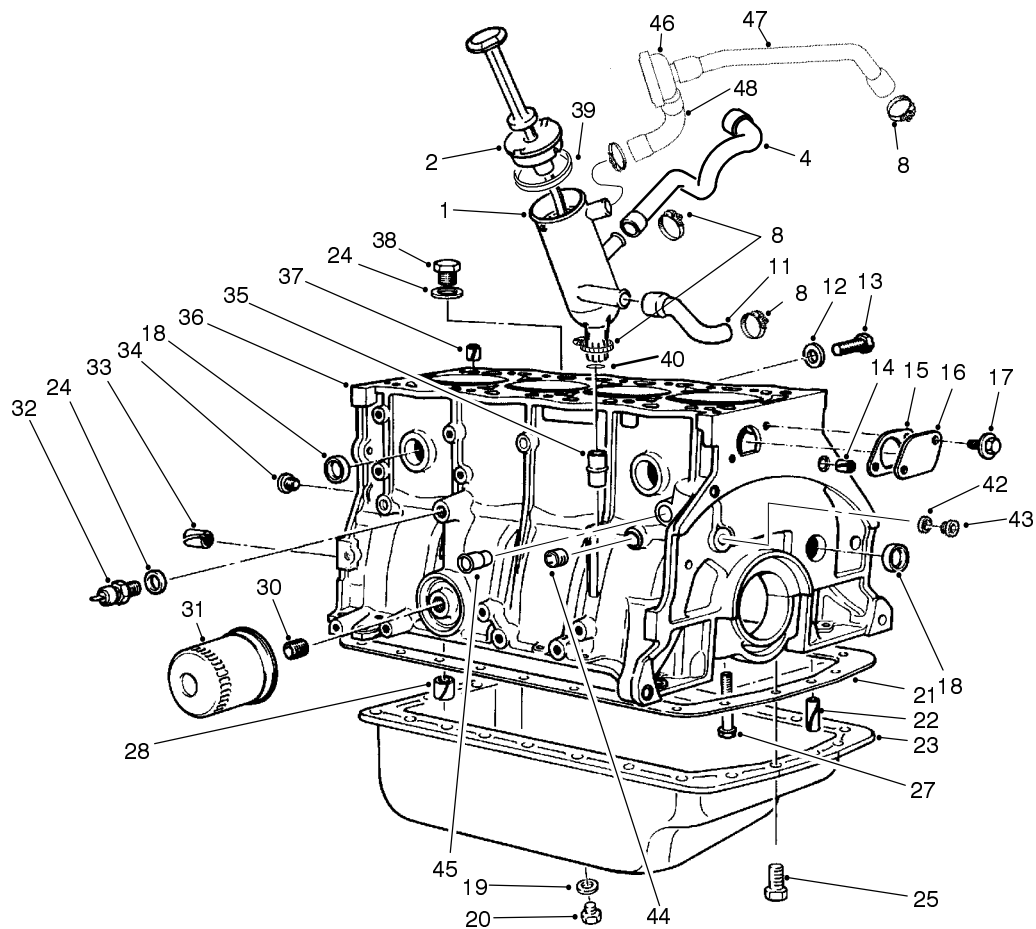


Sheet No.:9

Rear Axle Assembly No. 95-7500 (Continued) Axle Assembly

Ref. No.	Part No.	Qty.	Description
1	95-7522	2	Axle
2	99-7564	2	Seal-Oil
3	95-7544	4	Clip
4	95-7523	2	Spacer
5	99-7555	2	Shim 0.3
5	99-7556	2	Shim 0.2
5	99-7557	2	Shim 0.5
6	95-7524	2	Gear, 29 Tooth Bevel
7	99-7534	2	Bearing-Ball
8	95-7521	2	Cover-Axle
9	99-7538	2	O-Ring
10	99-7561	2	Bearing-Ball
11	99-7539	2	Clip
12	99-7596	12	Bolt
13	99-7563	10	Stud

Ref. No.	Part No.	Qty.	Description



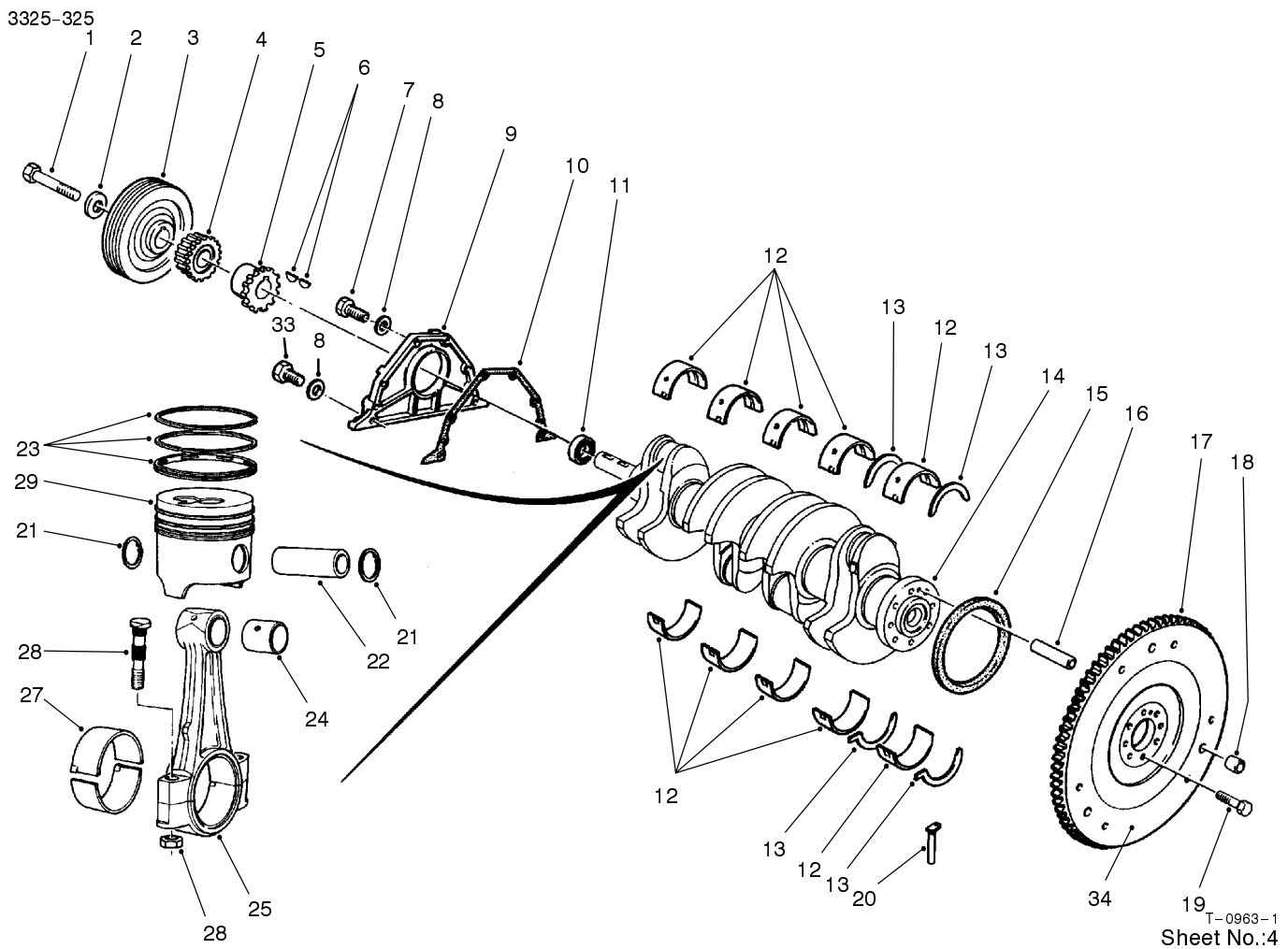
Sheet No.:3

T-2142-1

Crankcase Assembly

Ref. No.	Part No.	Qty.	Description	Ref. No.	Part No.	Qty.	Description
1	94-3181	1	Oil Filler	31	74-7970	1	Oil Filter
2	94-3182	1	Plug	32	94-3180	1	Pressure Switch
4	94-3184	1	Hose-Crankcase	33	74-7990	4	Spring Pin
8	2412-129	8	Clamp-Hose	34	74-8000	2	Plug
11	74-7770	1	Hose - Crank Case	35	74-8010	1	Tube
12	74-7780	1	Gasket	36	94-3100	1	Cylinder Block
13	74-7790	1	Screw	37	74-8030	1	Spring Pin
14	74-7800	2	Spring Pin	38	74-8040	1	Plug
15	74-7810	1	Gasket-Plate	39	94-3183	1	Gasket
16	74-7820	1	Plate	40	94-3186	1	O-Ring
17	94-3112	2	Screw	42	94-3106	2	Gasket
18	74-7840	8	Plug	43	94-3104	2	Plug-Threaded
18	94-3108	8	Plug-27.5mm	44	94-3103	1	Plug-Threaded
18	94-3109	9	Plug-28.5mm	45	94-3110	1	Stud
19	74-7320	1	Gasket-Oil Drain Plug	46	74-5760	1	Valve Pvc F/W
20	74-7310	1	Oil Drain Plug	47	94-3192	1	Hose-Manifold
21	74-7380	1	Oil Sump Gasket	48	94-3191	1	Hose-Pcv Valve
22	94-3111	2	Pin	*52	94-3101	1	Gasket Set
23	74-7300	1	Oil Sump Assy	*53	77-3600	1	Shield-Adapter
24	74-7850	2	Gasket				
25	74-7330	23	Screw-HH				
26	77-3790	1	Drain Plug				
27	74-7930	10	Capscrew-Bearing				
28	74-7940	1	Spring Bushing				
29	74-7950	6	Plate Screw				
30	74-7960	1	Filter Stud				

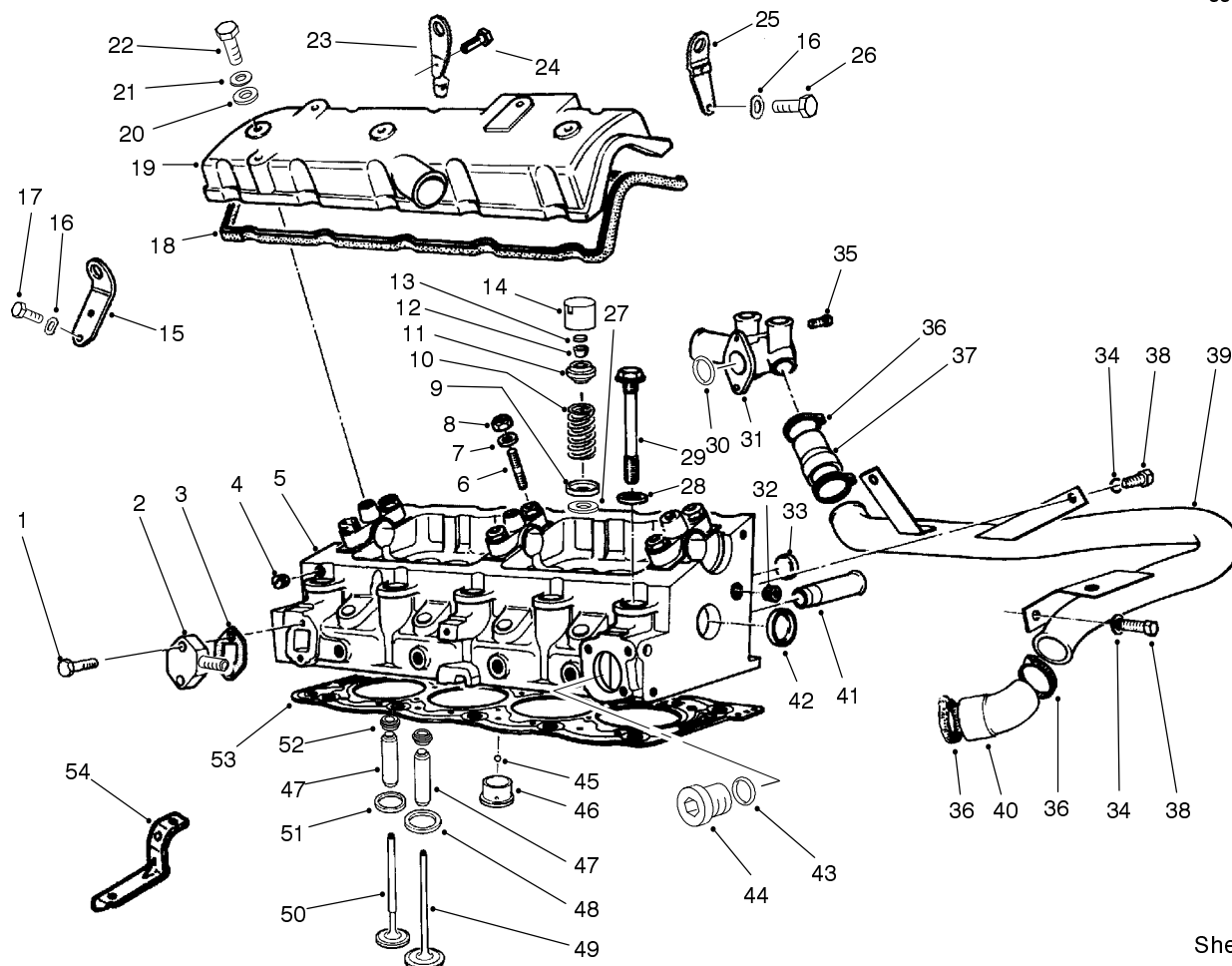
* Not illustrated



Crankshaft Assembly

Ref. No.	Part No.	Qty.	Description
1	94-3145	1	Screw-Pulley
2	74-8080	1	Washer
3	94-3144	1	Pulley-Crankshaft
4	74-8100	1	Pinion Gear
5	74-8110	1	Oil Pump Sprocket
6	74-8120	2	Key - Woodruff
7	94-3150	4	Screw-HH
8	94-3151	6	Washer-Spring
9	74-8140	1	Cover
10	74-8150	1	Cover Gasket
11	94-3148	1	Gasket
12	74-8170	5	Bearing Set (STD)
12	74-8180	2	Bearing Set (.30mm Os)
13	74-8200	2	Thrust Bearing Set
13	74-8210	2	Thrust Bearing Set
13	74-8220	2	Thrust Bearing Set
13	94-3141	2	Flange Set
14	74-8230	1	Crank Shaft
15	74-8240	1	Seal
16	74-7990	1	Spring Pin
17	94-3149	1	Gear-Flywheel
18	74-8270	3	Pin
19	74-8280	8	Screw Hex Hd
20	74-8290	2	Cap-Bearing
21	74-8300	8	Piston Pin Clip

Ref. No.	Part No.	Qty.	Description
22	74-8310	4	Piston Pin
23	74-8320	4	Piston Ring Set
23	74-8330	4	Piston Ring Set
23	74-8340	4	Piston Ring Set
23	94-3158	4	Piston Ring Set
24	94-3154	4	Bushing
25	94-3153	4	Connecting Rod Set
27	74-8380	4	Bearing-Connecting Rod
27	94-3155	1	Bearing Set-1st Repair
28	74-8400	8	Bolt - Connecting Rod
29	74-8420	1	Piston Set
29	74-8430	1	Piston Set
29	74-8440	1	Piston Set
29	94-3157	1	Piston Set
33	94-3152	2	Screw-HH
34	74-8260	1	Flywheel

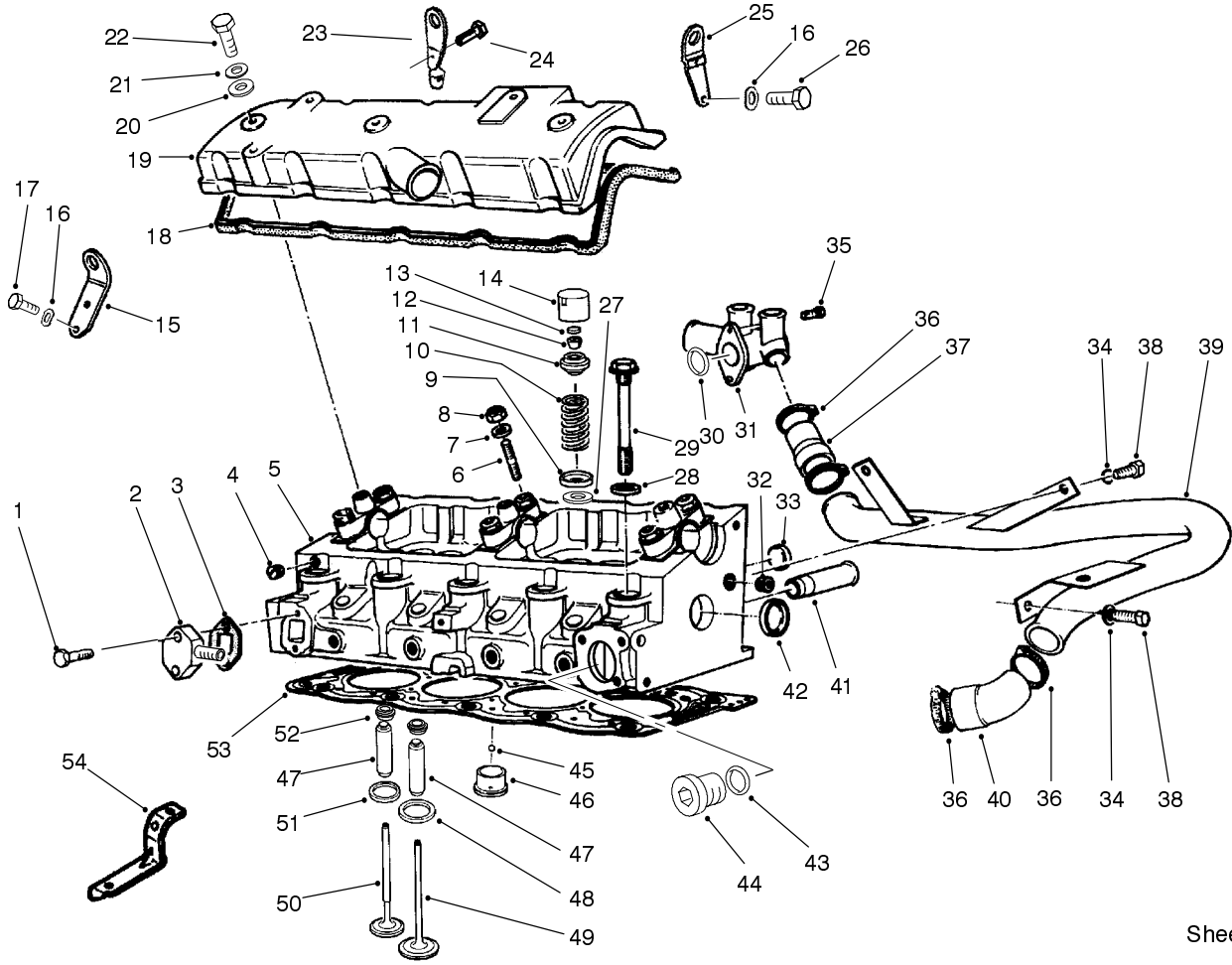


Sheet No.:5

T-3504

Cylinder Head Assembly

Ref. No.	Part No.	Qty.	Description	Ref. No.	Part No.	Qty.	Description
1	94-3123	2	Capscrew	13	74-6640	8	Insert -Valve (2.125mm)
2	94-3117	1	Plate	13	74-6650	8	Insert -Valve (2.225mm)
3	94-3116	1	Gasket	13	74-6660	8	Insert -Valve (2.250mm)
4	74-7600	4	Plug	13	74-6670	8	Insert -Valve (2.275mm)
5	94-3113	1	Cylinder Head	13	74-6680	8	Insert -Valve (2.300mm)
5	94-9965	1	Cylinder Head ASM	13	74-6690	8	Insert -Valve (2.325mm)
6	76-5130	6	Stud	13	74-6700	8	Insert -Valve (2.350mm)
7	74-8900	6	Washer - Flat	13	74-6710	8	Insert -Valve (2.375mm)
8	94-3115	6	Nut	13	74-6720	8	Insert -Valve (2.400mm)
9	74-6570	8	Cup-Lower Valve Spring	13	74-6730	8	Insert -Valve (2.425mm)
10	74-6560	8	Valve Spring	13	74-6740	8	Insert -Valve (2.450mm)
11	74-6550	8	Cup	13	74-6750	8	Insert -Valve (2.475mm)
12	74-7240	16	Split Collar	13	74-6760	8	Insert -Valve (2.500mm)
13	74-6580	8	Insert - Valve (1.65mm)				
13	74-6590	8	Insert -Valve (1.725mm)				
13	74-6600	8	Insert -Valve (1.800mm)				
13	74-6610	8	Insert -Valve (1.900mm)				
13	74-6620	8	Insert -Valve (1.975mm)				
13	74-6630	8	Insert -Valve (2.050mm)				

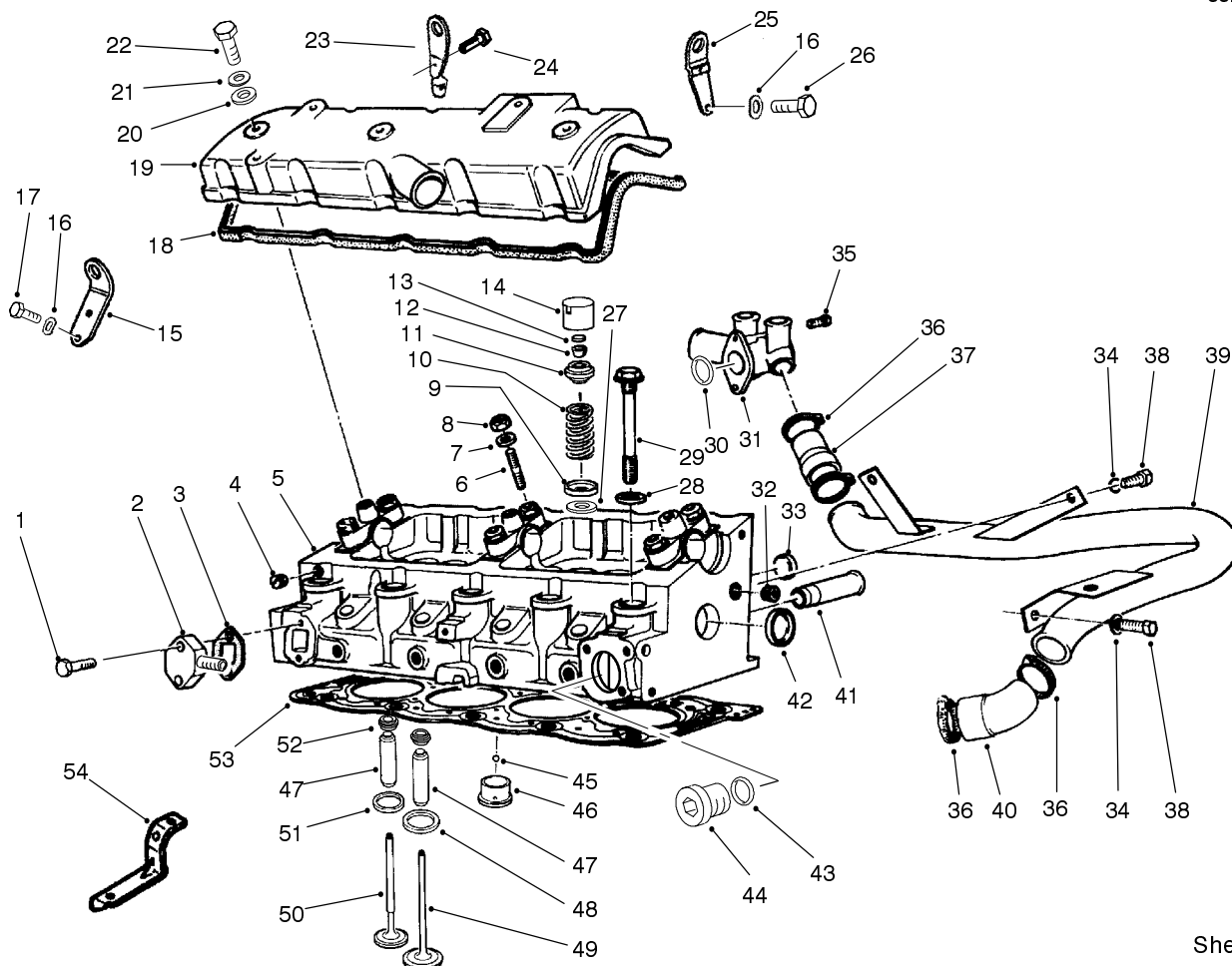


Sheet No.:5
T-3504

Cylinder Head Assembly (Continued)

Ref. No.	Part No.	Qty.	Description
13	74-6770	8	Insert -Valve (2.525mm)
13	74-6780	8	Insert -Valve (2.550mm)
13	74-6790	8	Insert -Valve (2.575mm)
13	74-6800	8	Insert -Valve (2.600mm)
13	74-6810	8	Insert -Valve (2.625mm)
13	74-6820	8	Insert -Valve (2.650mm)
13	74-6830	8	Insert -Valve (2.675mm)
13	74-6840	8	Insert -Valve (2.700mm)
13	74-6850	8	Insert -Valve (2.725mm)
13	74-6860	8	Insert -Valve (2.750mm)
13	74-6870	8	Insert -Valve (2.775mm)
13	74-6880	8	Insert -Valve (2.800mm)
13	74-6890	8	Insert -Valve (2.825mm)

Ref. No.	Part No.	Qty.	Description
13	74-6900	8	Insert -Valve (2.850mm)
13	74-6910	8	Insert -Valve (2.875mm)
13	74-6920	8	Insert -Valve (2.900mm)
13	74-6930	8	Insert -Valve (2.925mm)
13	74-6940	8	Insert -Valve (2.950mm)
13	74-6950	8	Insert -Valve (2.975mm)
13	74-6960	8	Insert -Valve (3.000mm)
13	74-6970	8	Insert -Valve (3.025mm)
13	74-6980	8	Insert -Valve (3.050mm)
13	74-6990	8	Insert -Valve (3.075mm)
13	74-7000	8	Insert -Valve (3.100mm)
13	74-7010	8	Insert -Valve (3.125mm)
13	74-7020	8	Insert -Valve (3.150mm)

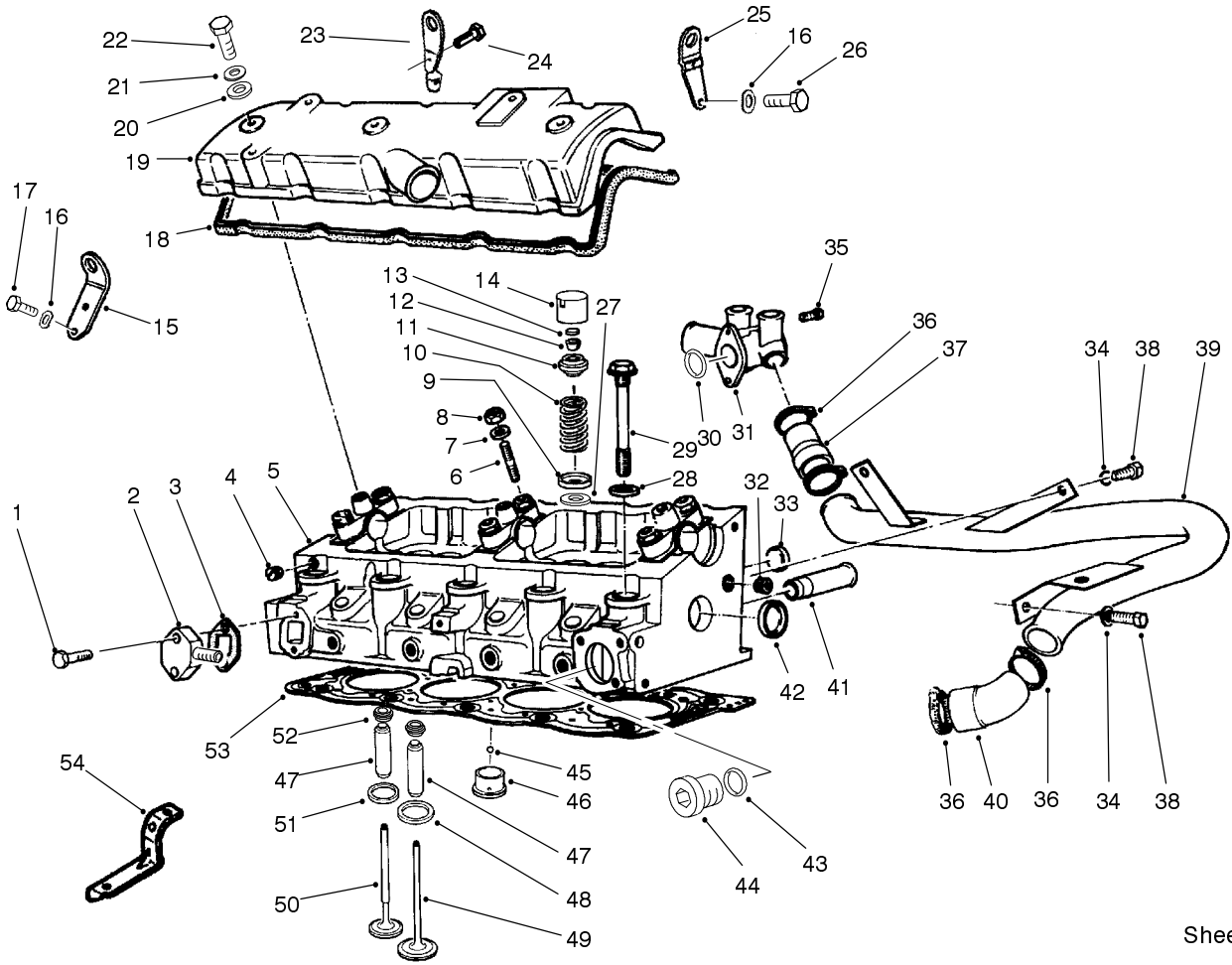


Sheet No.:5
T-3504

Cylinder Head Assembly (Continued)

Ref. No.	Part No.	Qty.	Description
13	74-7030	8	Insert -Valve (3.175mm)
13	74-7040	8	Insert -Valve (3.200mm)
13	74-7050	8	Insert -Valve (3.225mm)
13	74-7060	8	Insert -Valve (3.250mm)
13	74-7070	8	Insert -Valve (3.275mm)
13	74-7080	8	Insert -Valve (3.300mm)
13	74-7090	8	Insert -Valve (3.325mm)
13	74-7100	8	Insert -Valve (3.350mm)
13	74-7110	8	Insert -Valve (3.375mm)
13	74-7120	8	Insert -Valve (3.400mm)
13	74-7130	8	Insert -Valve (3.425mm)
13	74-7140	8	Insert -Valve (3.450mm)
13	74-7150	8	Insert -Valve (3.475mm)

Ref. No.	Part No.	Qty.	Description
13	74-7160	8	Insert -Valve (3.500mm)
13	74-7170	8	Insert -Valve (3.550mm)
13	74-7180	8	Insert -Valve (3.625mm)
13	74-7190	8	Insert -Valve (3.700mm)
13	74-7200	8	Insert -Valve (3.775mm)
13	74-7210	8	Insert -Valve (3.850mm)
13	74-7220	8	Insert -Valve (3.925mm)
13	74-7230	8	Insert -Valve (4.000mm)
14	74-6540	8	Tappet - Valve
15	94-3155	1	Bearing Set-1st Repair
16	74-7560	3	Lockwasher
17	76-5470	2	Capscrew - Hex Head
18	74-7630	1	Gasket - Valve Cover
19	74-7640	1	Valve Cover
20	74-7650	3	Washer - Flat
21	94-3125	3	Washer-Plate
22	94-3124	3	Screw-HH



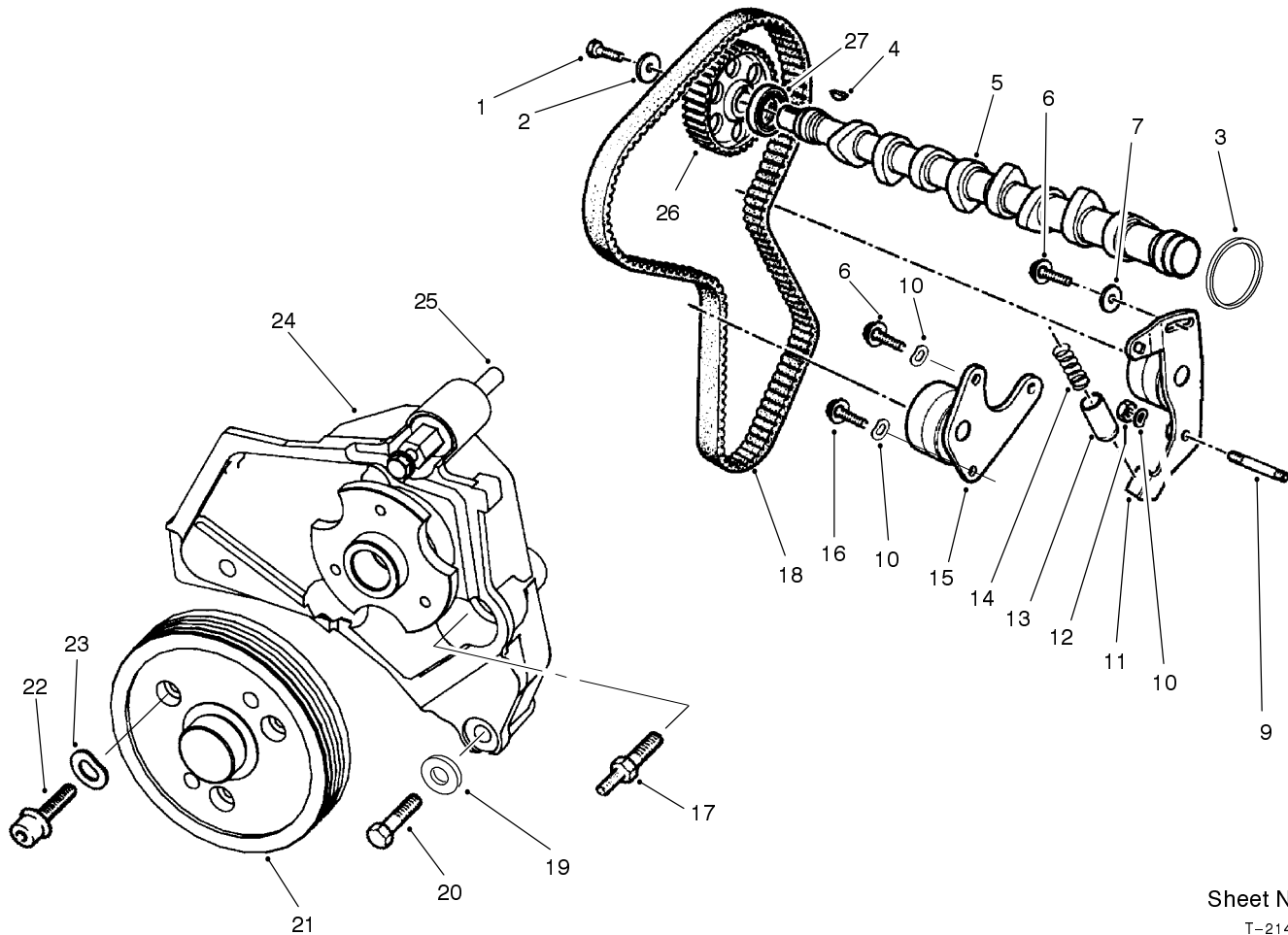
Sheet No.:5
T-3504

Cylinder Head Assembly (Continued)

Ref. No.	Part No.	Qty.	Description
23	94-3136	1	Bracket-Lifting
24	94-3138	1	Screw-HH
25	94-3137	1	Bracket-Lifting
26	94-3139	1	Screw
27	94-3174	8	Washer-Repair
28	74-7270	10	Washer-Flat
29	74-7260	10	Head Bolt
30	94-3197	1	O-Ring
31	94-3196	1	Water-Inlet
32	94-3118	1	Plug
33	74-7840	2	Plug
33	94-3108	2	Plug-27.5mm
33	94-3109	2	Plug-28.5mm
34	68-9420	5	Washer-Lock
35	48-9460	2	Capscrew-Hex
36	2412-129	4	Clamp-Hose
37	94-3200	1	Hose-By Pass
38	48-7700	3	Screw
39	94-3199	1	Pipe-By Pass
40	94-3201	1	Hose-By Pass
41	74-7400	1	Tube
42	74-7840	2	Plug
43	94-3122	1	Gasket
44	94-3121	1	Plug
45	74-7420	4	Ball
46	74-7430	4	Chamber-Turbulence

Ref. No.	Part No.	Qty.	Description
46	74-7440	4	Chamber - Turbulence
47	92-7792	8	Valve Guide (14.29 Mm)
47	92-7793	8	Valve Guide (14.59 Mm)
48	74-7450	4	Exhaust Valve Seat
48	74-7460	4	Seat-Intake Valve (39.5)
49	74-7480	4	Intake Valve
50	92-7794	4	Valve - Exhaust
51	92-7795	4	Valve Seat
52	92-7791	8	Valve - Stem Seal
53	94-8132	1	Gasket - Head, 1.48
53	94-8133	1	Gasket - Head, 1.52
53	94-8134	1	Gasket - Head, 1.58
53	94-8135	1	Gasket - Head, 1.62
54	94-3120	1	Bracket
*55	74-7670	1	Head Bolt & Washer Set
*56	94-3119	1	Gasket Set

* Not illustrated



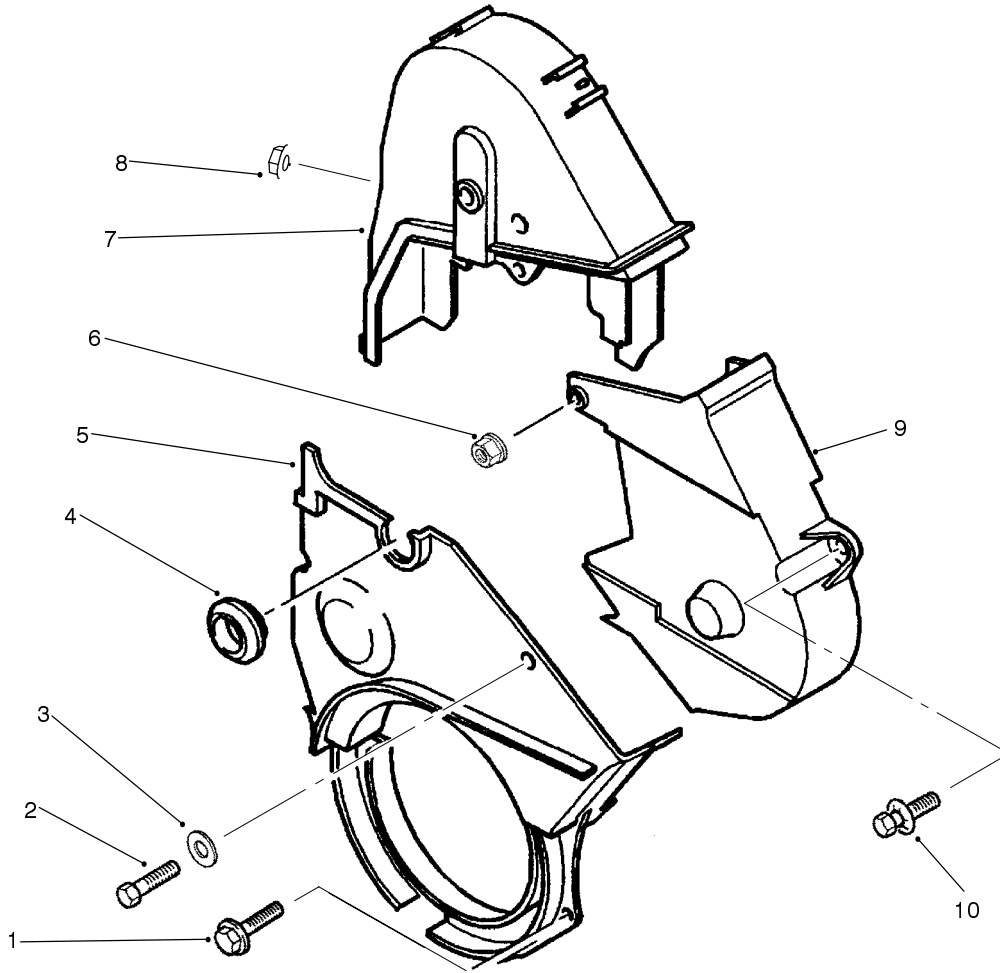
Sheet No.:6

T-2141-2

Camshaft and Fan Support Assembly

Ref. No.	Part No.	Qty.	Description
1	98-9968	2	Screw
2	77-3450	2	Washer
3	77-3420	1	Gasket
4	98-9967	1	Key
5	77-3400	1	Cam Shaft
6	94-3163	1	Screw-HH
7	94-3166	1	Washer-Plate
8	94-9994	1	Gasket - Camshaft
9	94-3162	1	Stud
10	94-3164	4	Washer-Spring
11	94-3159	1	Tensioner
12	94-3165	1	Nut-Hex
13	77-3520	1	Cup
14	77-3510	1	Spring
15	94-3160	1	Roller
16	94-3161	2	Screw-HH
17	94-3170	1	Screw
18	74-8830	1	Belt - Timing
19	94-3172	3	Washer
20	94-3171	2	Screw-HH
21	94-3168	1	Pulley-Fan
22	94-3173	3	Capscrew
23	76-5010	3	Washer-Spring
24	94-3167	1	Bracket-Fan
25	94-3169	1	Screw
26	98-9966	1	Gear - Camshaft

Ref. No.	Part No.	Qty.	Description

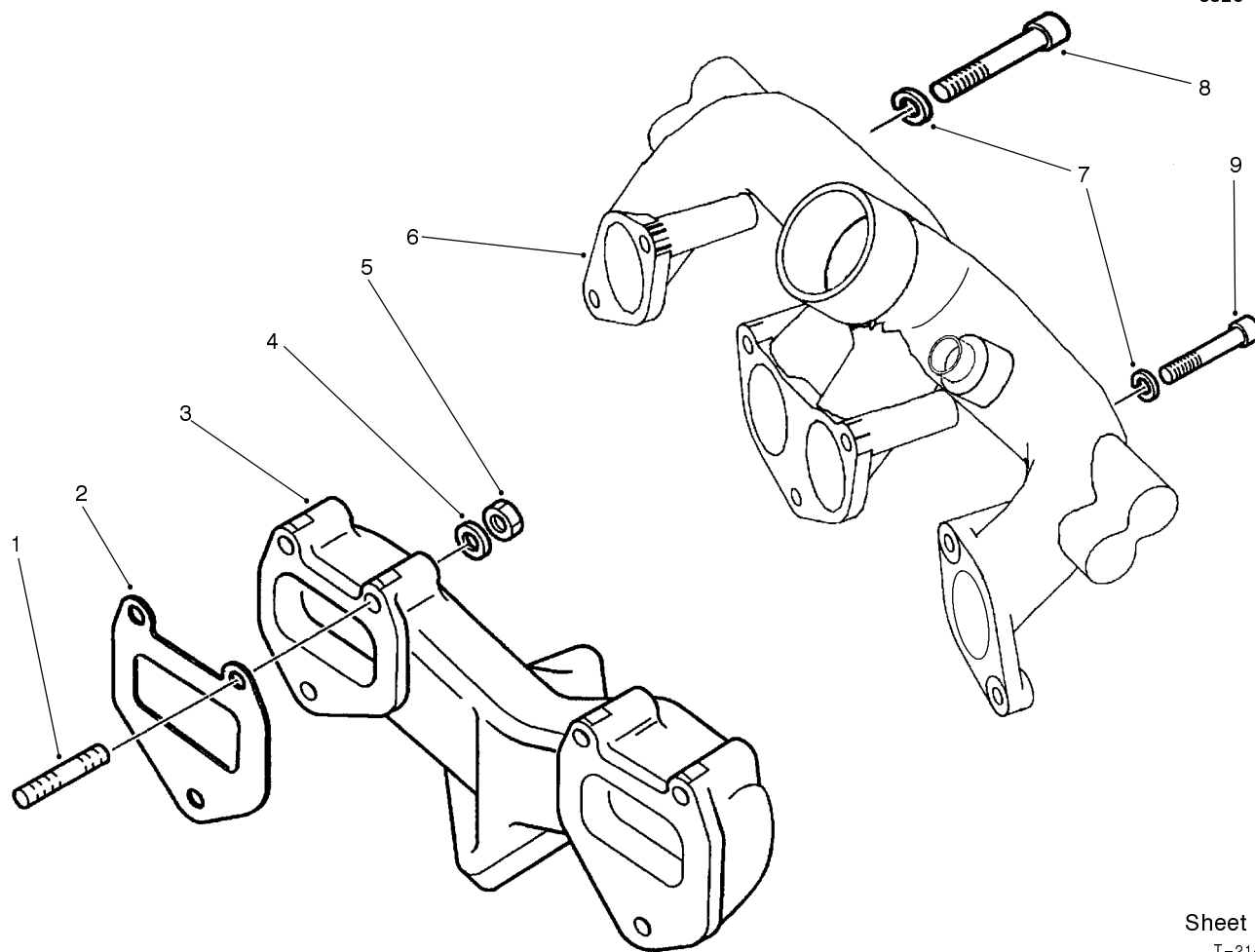


Sheet No.:7
T-2140-1

Timing Cover Assembly

Ref. No.	Part No.	Qty.	Description
1	94-3132	2	Screw-HHF
2	94-3130	1	Screw-HH
3	94-3125	1	Washer-Plate
4	94-3129	1	Plug
5	94-3126	1	Protector-Lower
6	94-3133	1	Nut-w/Washer
7	94-3127	1	Timing Case-Left
8	94-3134	1	Nut
9	94-3128	1	Timing Case Right
10	94-3131	1	Screw-HH

Ref. No.	Part No.	Qty.	Description



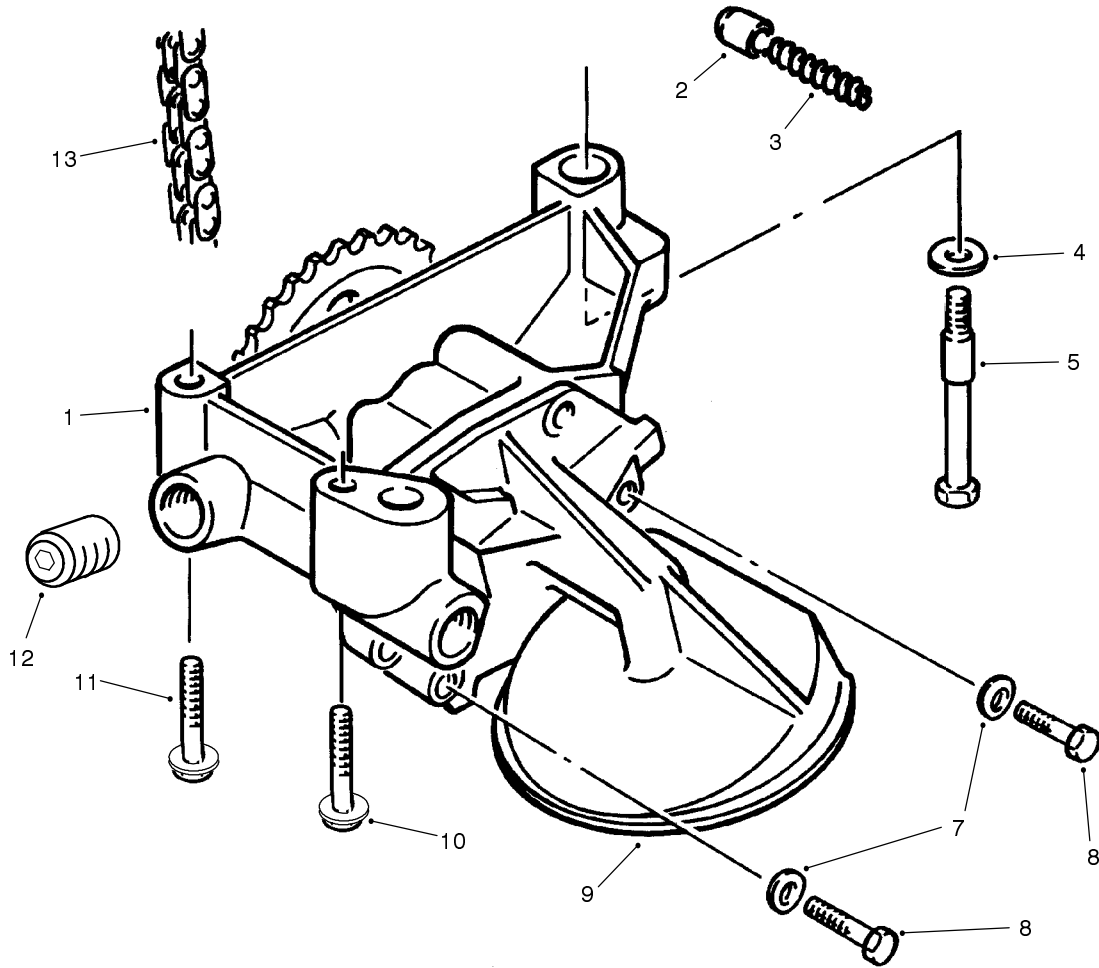
Sheet No.:8
T-2149-2

Intake and Exhaust Manifold Assembly

Ref. No.	Part No.	Qty.	Description
1	77-3300	6	Stud
2	77-3310	2	Gasket
3	77-3340	1	Manifold - Exhaust
4	68-9420	6	Washer-Lock
5	77-3320	6	Nut - Hex
6	94-3215	1	Manifold-Intake
7	94-3164	7	Washer-Spring
8	94-3216	5	Capscrew
9	94-3217	4	Capscrew
9	94-3218	1	Screw
*11	94-2815	1	Sleeve - Exhaust Flange
*12	94-2814	1	Kit - Exhaust Coupler

Ref. No.	Part No.	Qty.	Description

* Not illustrated

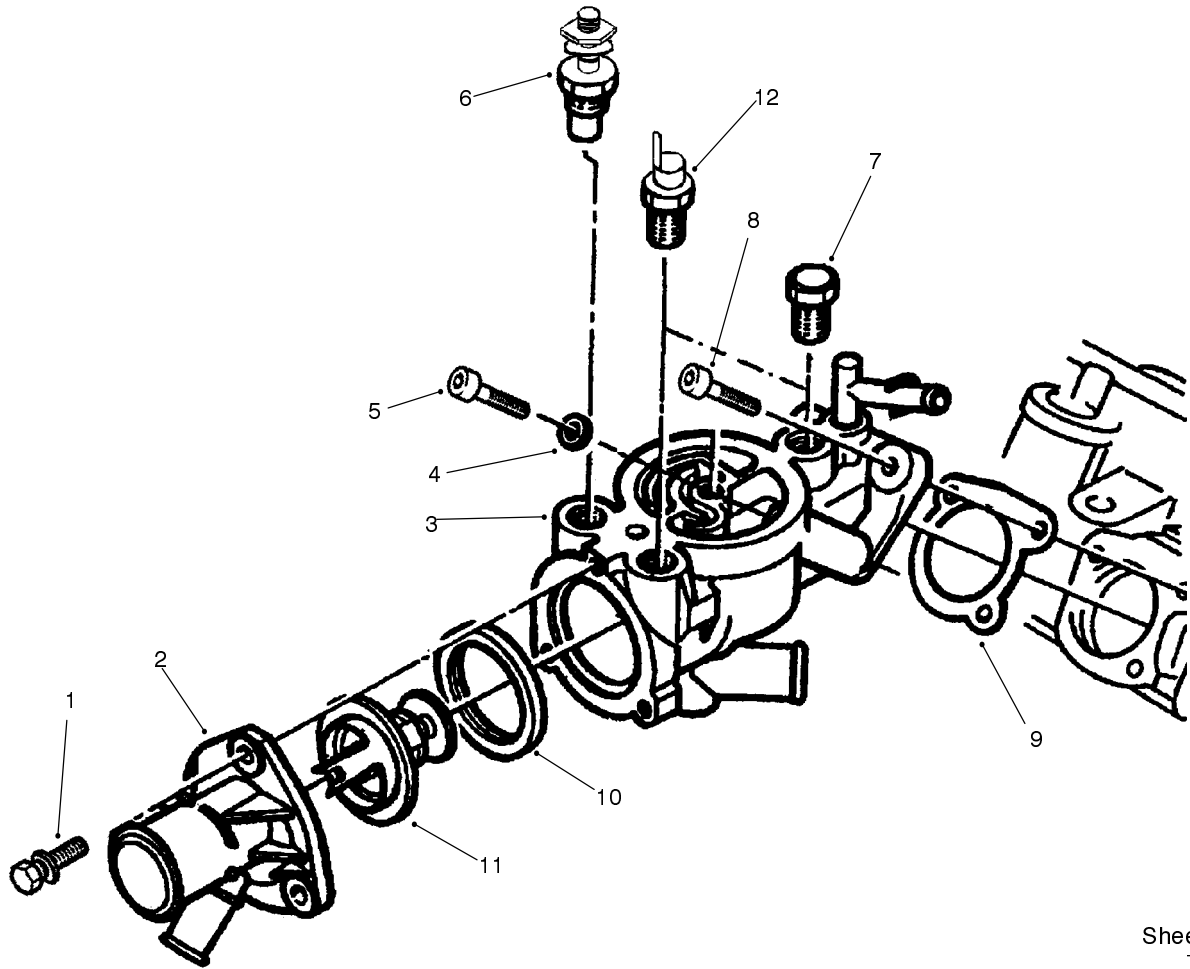


Sheet No.:9
T-0964-1

Oil Pump Assembly

Ref. No.	Part No.	Qty.	Description
1	76-5070	1	Oil Pump ASM
2	94-3176	1	Valve-Relief
3	76-5090	1	Piston Spring
4	94-3179	3	Washer-Spring
5	76-5100	1	Bolt-Shoulder
6	76-5010	5	Washer-Spring
7	94-3124	2	Screw-HH
9	94-3178	1	Strainer
10	77-3470	1	Screw
11	77-3490	1	Screw
12	94-3177	2	Plug
13	76-5170	1	Chain-Drive, Pump

Ref. No.	Part No.	Qty.	Description

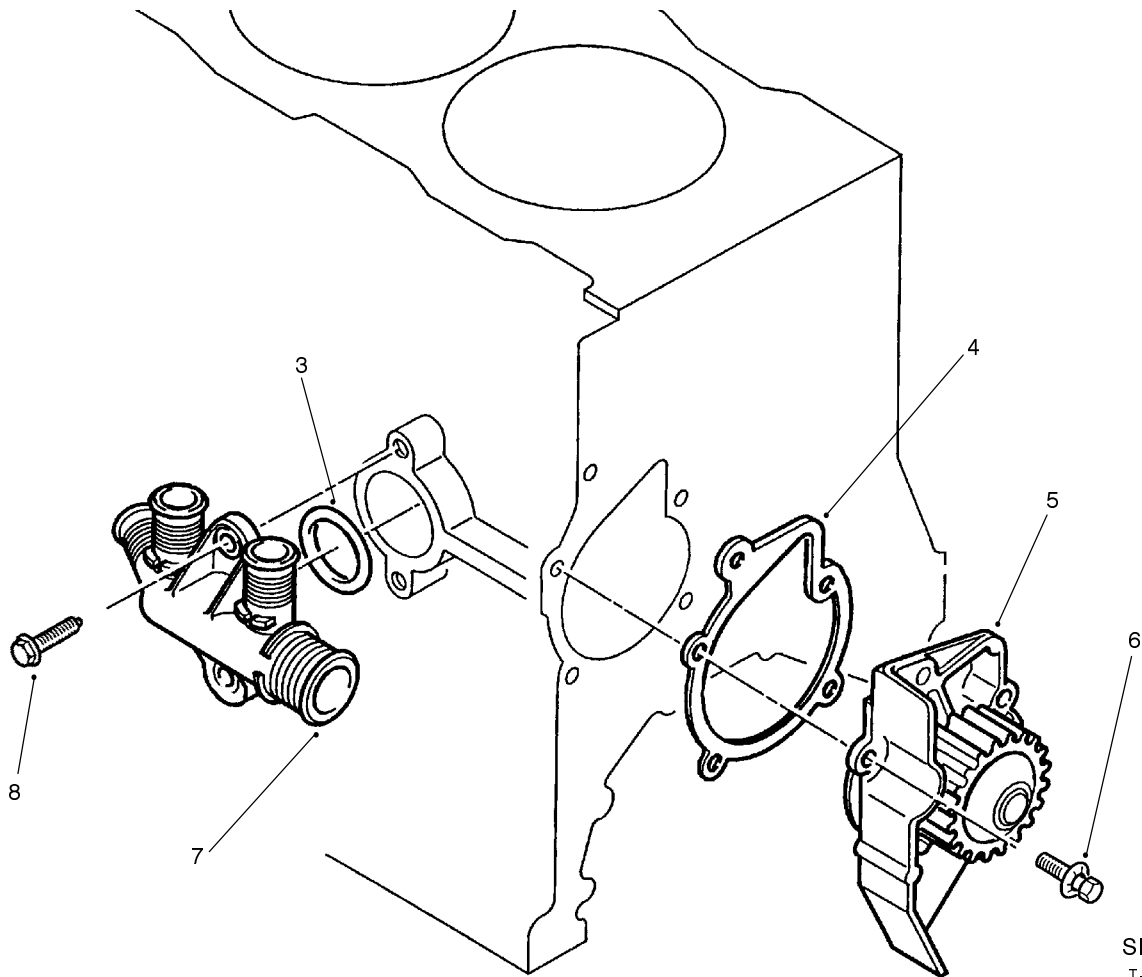


Sheet No.:10
T-2143-1

Collector Assembly

Ref. No.	Part No.	Qty.	Description
1	94-3131	3	Screw-HH
2	94-3208	1	Outlet Stub
3	94-3205	1	Outlet Box
4	94-3207	1	Ring
5	94-3214	1	Capscrew
6	76-5380	1	Temp Sending Unit
7	94-3212	1	Plug
8	94-3213	1	Capscrew
9	94-3206	1	Gasket
10	94-3210	1	Gasket
11	94-3209	1	Thermostat
12	76-5400	1	Switch - Temp 105 DEG C

Ref. No.	Part No.	Qty.	Description



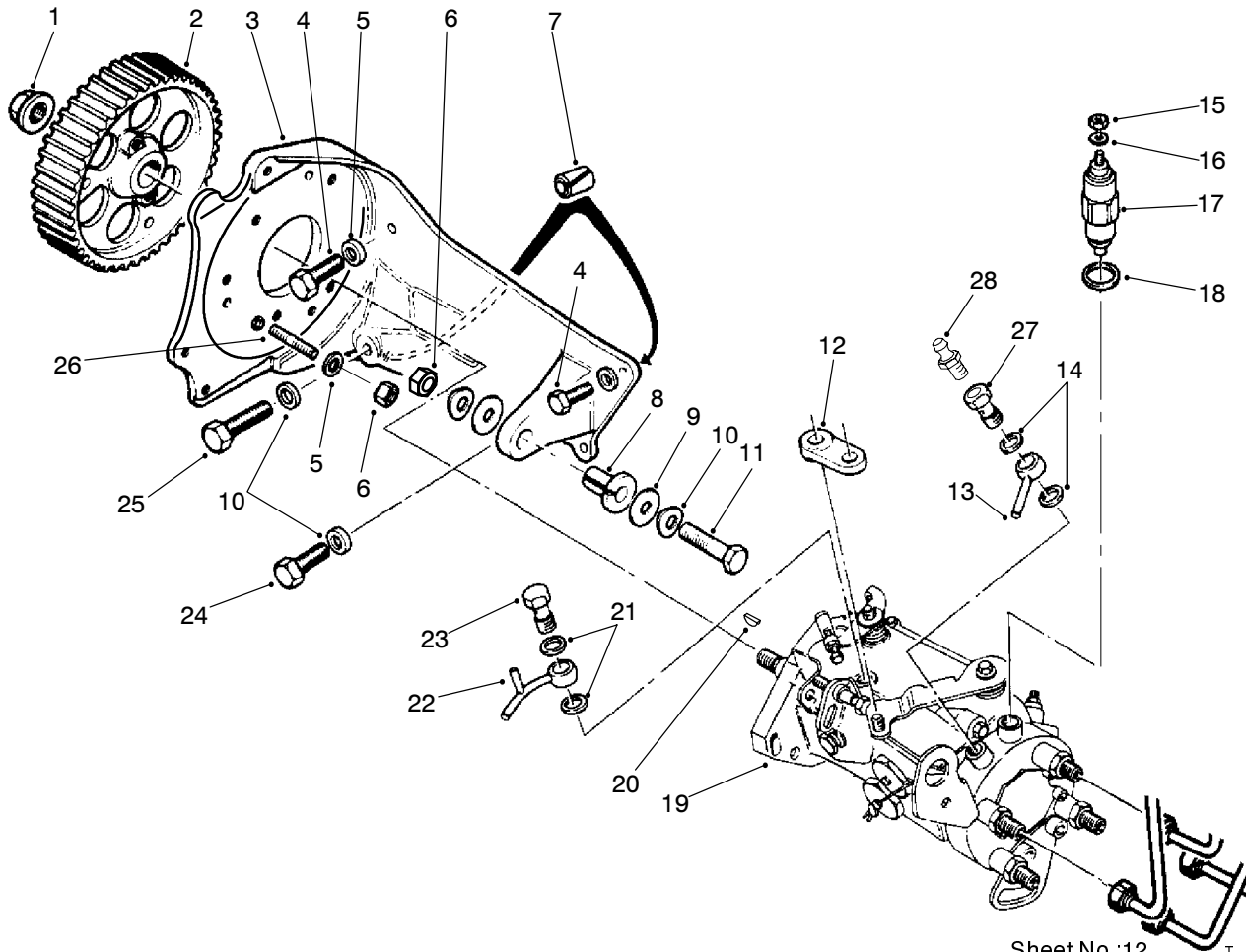
Sheet No.:11
T-2144-1

Water Pump Assembly

Ref. No.	Part No.	Qty.	Description
3	94-3197	1	O-Ring
4	94-3195	1	Gasket-Water Pump
5	94-3194	1	Cover-Water Pump
6	76-5500	5	Capscrew Hex Hd
7	94-3196	1	Water-Inlet
8	94-3198	2	Screw-HHF

Ref. No.	Part No.	Qty.	Description

* Not illustrated

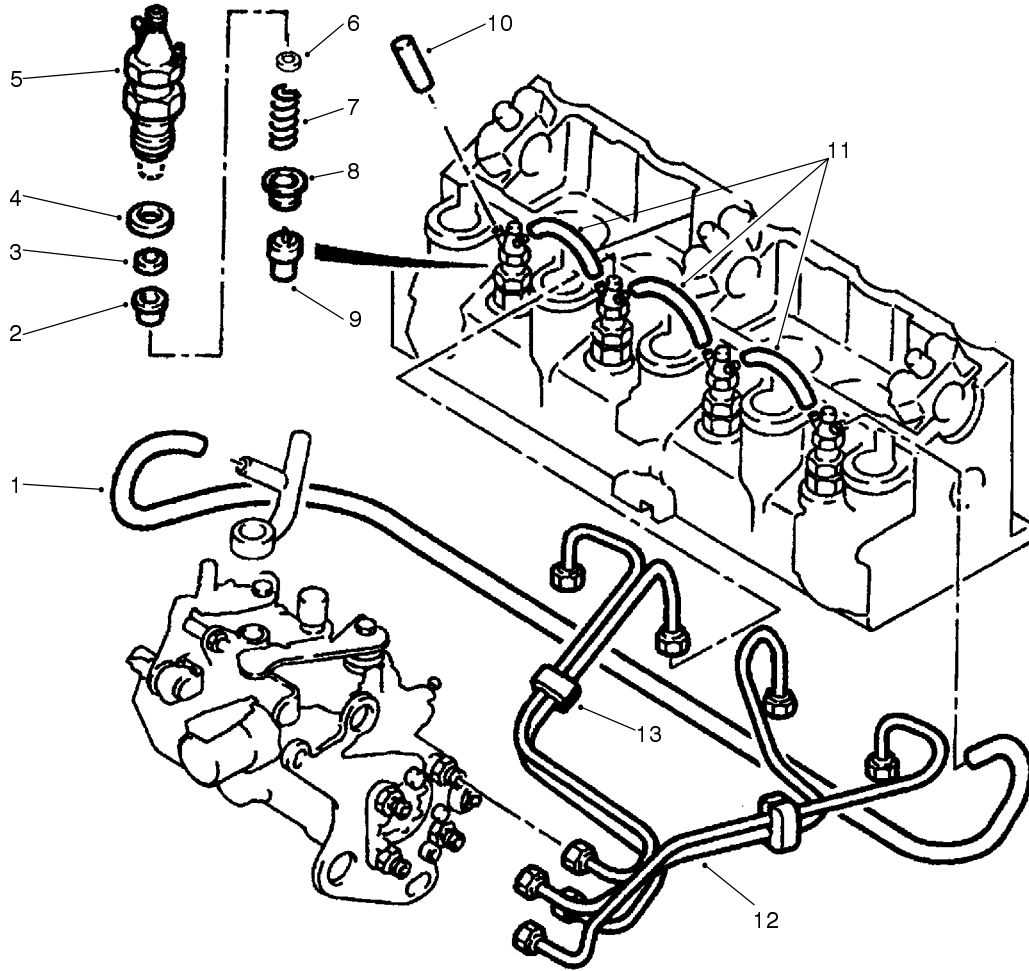


Sheet No.:12 T-2146-2

Fuel Injection Pump Assembly

Ref. No.	Part No.	Qty.	Description
1	76-4950	1	Flange Nut
2	76-4940	1	Pump Pulley
3	94-3220	1	Bracket
4	94-3225	2	Screw-HH
5	76-4930	3	Washer
6	94-3165	4	Nut-Hex
7	74-8610	2	Spring Pin
8	74-8630	1	Flange Bushing
9	94-3224	2	Washer-Plate
10	94-3164	6	Washer-Spring
11	94-3221	1	Screw-HH
12	74-8650	1	Pacer
13	74-8670	1	Fuel Inlet ASM
14	74-8680	2	Gasket
15	94-3251	1	Nut-Lock
16	74-8710	1	Washer
17	93-5856	1	Solenoid Valve
18	94-3274	1	O-Ring
19	94-3219	1	Pump-Injection
20	94-3222	1	Key
21	74-8870	2	Gasket
22	94-3249	1	Outlet Tube
23	94-3250	1	Screw
24	94-3161	1	Screw-HH
25	94-3223	1	Screw-HH
26	76-4910	3	Stud

Ref. No.	Part No.	Qty.	Description
27	94-9969	1	Screw - Connection
28	94-9970	1	Screw - Purge



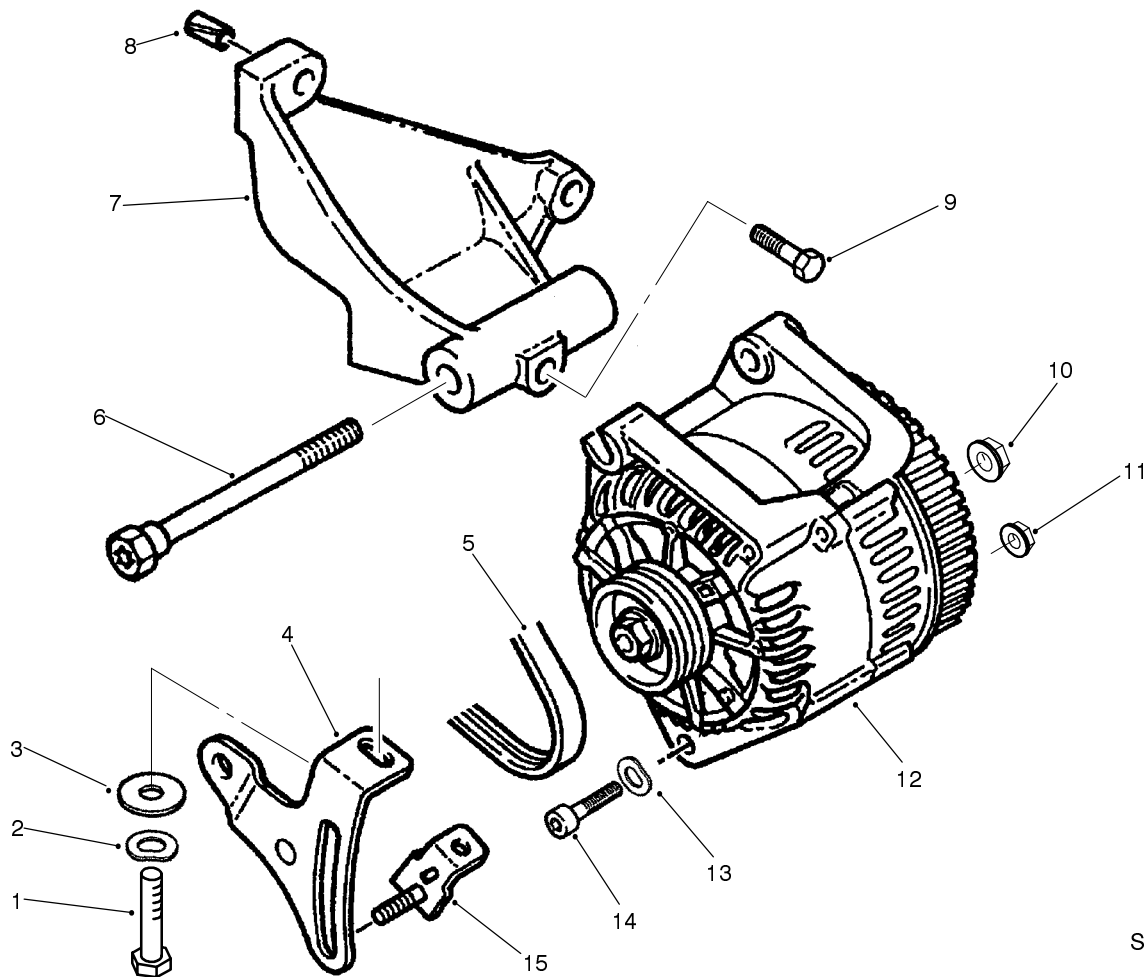
Sheet No.:13
T-2145-1

Fuel Injector Assembly

Ref. No.	Part No.	Qty.	Description
1	94-3230	1	Hose - Injection
2	76-5540	4	Injector Bushing
3	76-5530	4	Washer
4	94-3226	4	Gasket-Injector
5	76-5520	4	Fuel Injector Holder
6	94-3232	4	Washer-Calibration (.79)
6	94-3233	4	Washer-Calibration (.82)
6	94-3234	4	Washer-Calibration (.85)
6	94-3235	4	Washer-Calibration (.88)
6	94-3236	4	Washer-Calibration (.91)
6	94-3237	4	Washer-Calibration (.94)
6	94-3238	4	Washer-Calibration (.97)
6	94-3239	4	Washer-Calibration (1.0)
6	94-3240	4	Washer-Calibration (1.03)
6	94-3241	4	Washer-Calibration (1.06)

Ref. No.	Part No.	Qty.	Description
6	94-3242	4	Washer-Calibration (1.30)
6	94-3243	4	Washer-Calibration (1.33)
6	94-3244	4	Washer-Calibration (1.36)
6	94-3245	4	Washer-Calibration (1.39)
6	94-3246	4	Washer-Calibration (1.42)
6	94-3247	4	Washer-Calibration (1.45)
6	94-3248	4	Washer-Calibration (1.48)
7	94-3228	4	Spring
8	94-3227	4	Spacer
9	94-8147	4	Nozzle - Injector
10	74-8770	1	Plug
11	94-3229	3	Hose - Injector
12	74-8750	1	Injection Tube Set
13	94-3231	2	Bracket
*14	76-5600	4	Fuel Injector ASM

* Not illustrated

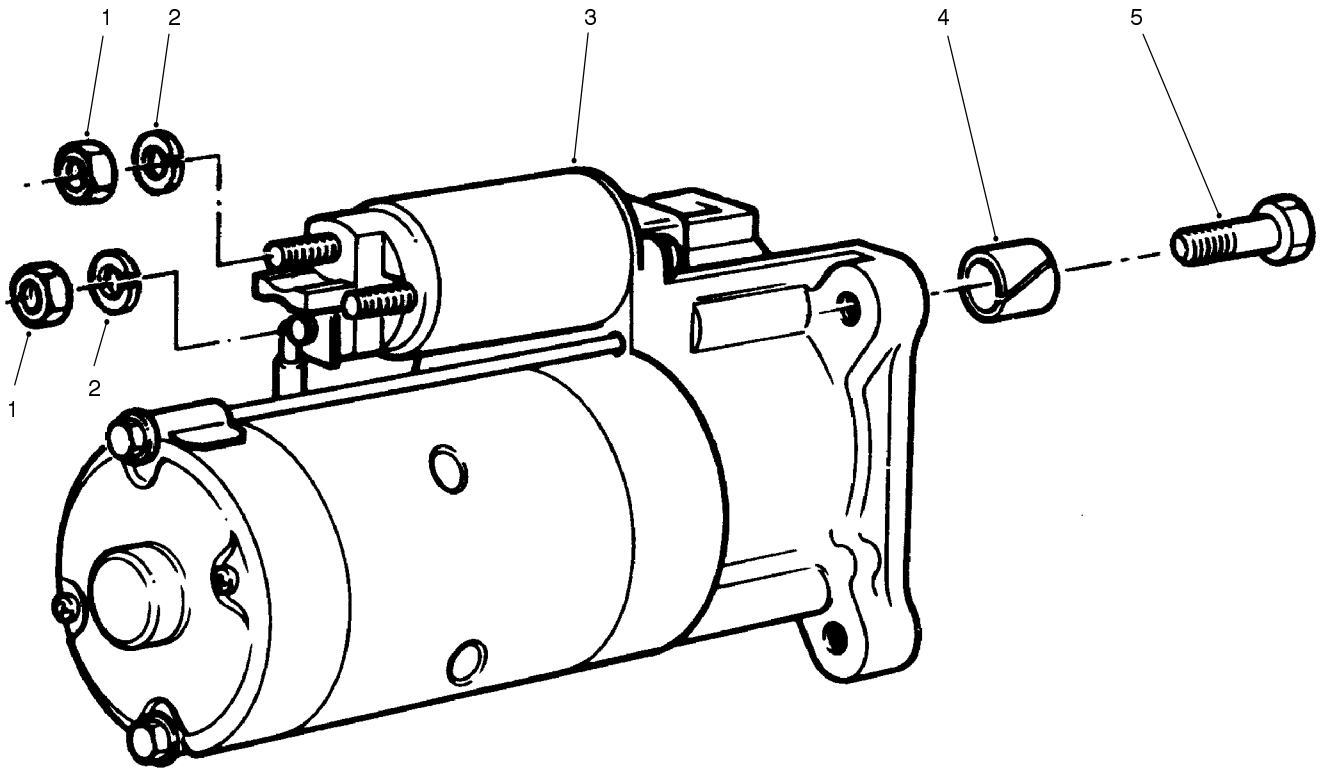


Sheet No.:14
T-2147-1

Alternator Assembly

Ref. No.	Part No.	Qty.	Description
1	76-5060	1	Screw-HH
2	76-5010	1	Washer-Spring
3	94-3260	1	Washer-Flat
4	94-3255	1	Slide
5	94-3256	1	Belt
6	94-3254	1	Screw
7	94-3253	1	Bracket-Alternator
8	74-8610	2	Spring Pin
9	76-5000	1	Adj Bolt
10	94-3262	1	Nut-HHF
11	94-3261	1	Nut-HHF
12	94-3252	1	Alternator
13	94-3257	1	Washer-Spring
14	94-3258	1	Capscrew
15	76-4990	1	Bolt-Slide

Ref. No.	Part No.	Qty.	Description

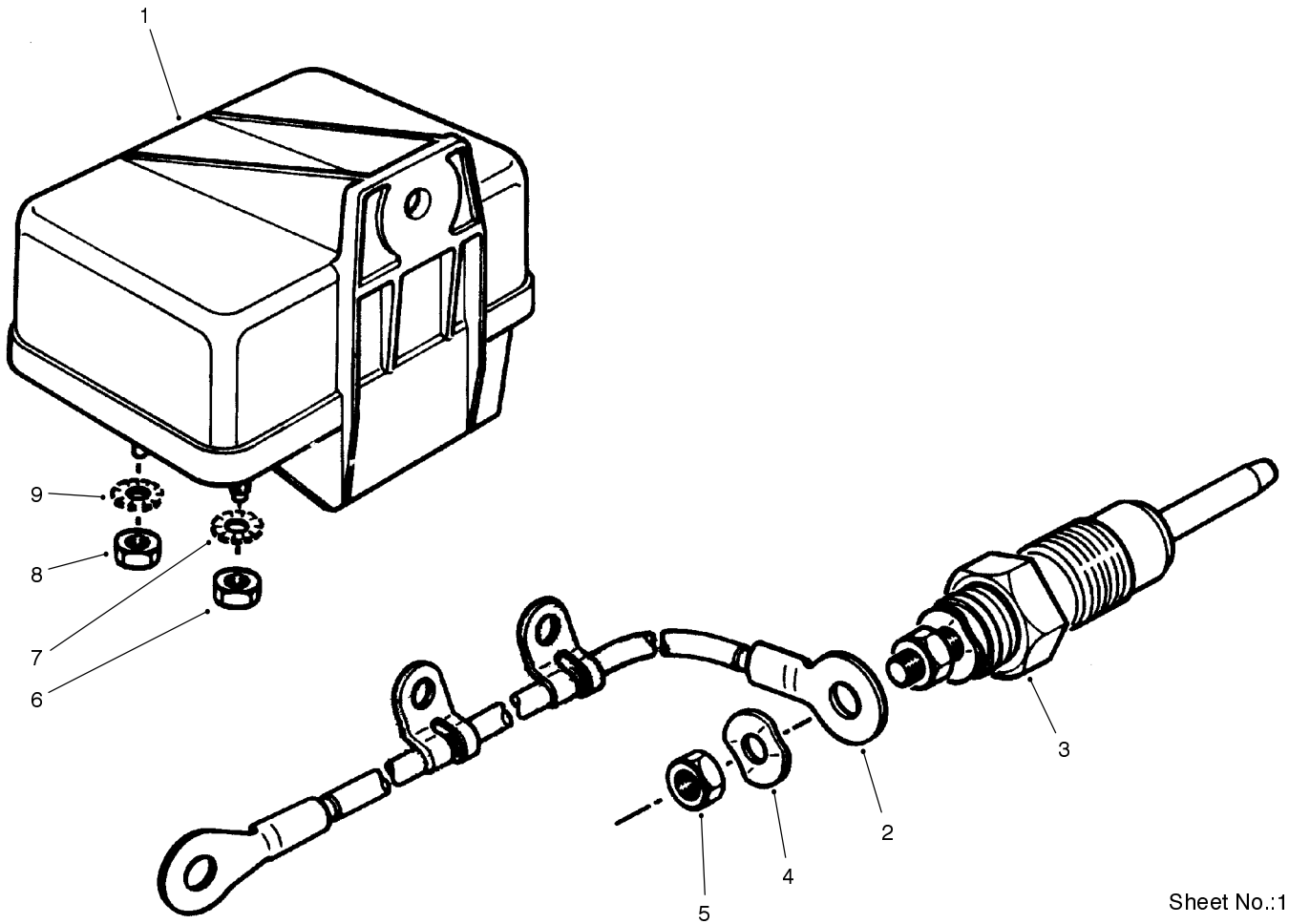


Sheet No.:15
T-0968-1

Starter Assembly

Ref. No.	Part No.	Qty.	Description
1	46-0330	2	Nut-Lock
2	76-5570	2	Lockwasher
3	94-3263	1	Starter
4	76-5590	1	Sleeve-Spring
5	48-7810	3	Screw

Ref. No.	Part No.	Qty.	Description



Sheet No.:16
T-0972-1

Glow Plug and Glow Relay

Ref. No.	Part No.	Qty.	Description
1	76-5260	1	Relay-Glow Plug
2	94-3265	4	Glow Plug Cable ASM
3	94-3264	4	Plug-Glow
4	76-5290	4	Spring Washer
5	94-3266	4	Nut
6	94-3267	1	Nut-Lock
7	76-5310	1	Washer
8	94-3251	1	Nut-Lock
9	74-8710	1	Washer

Ref. No.	Part No.	Qty.	Description

Maintenance Record

Date								

Maintenance Record

Date								

